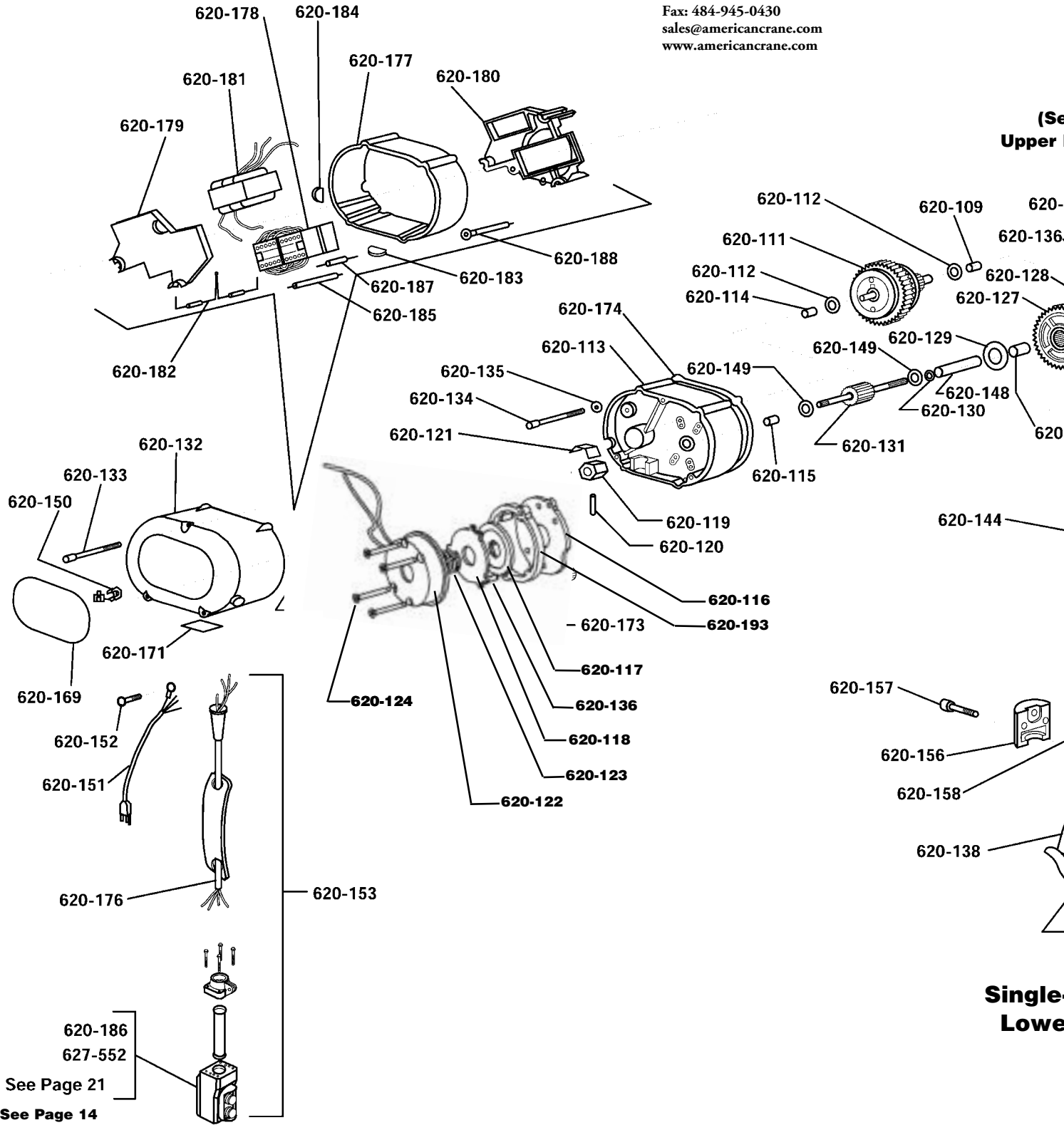


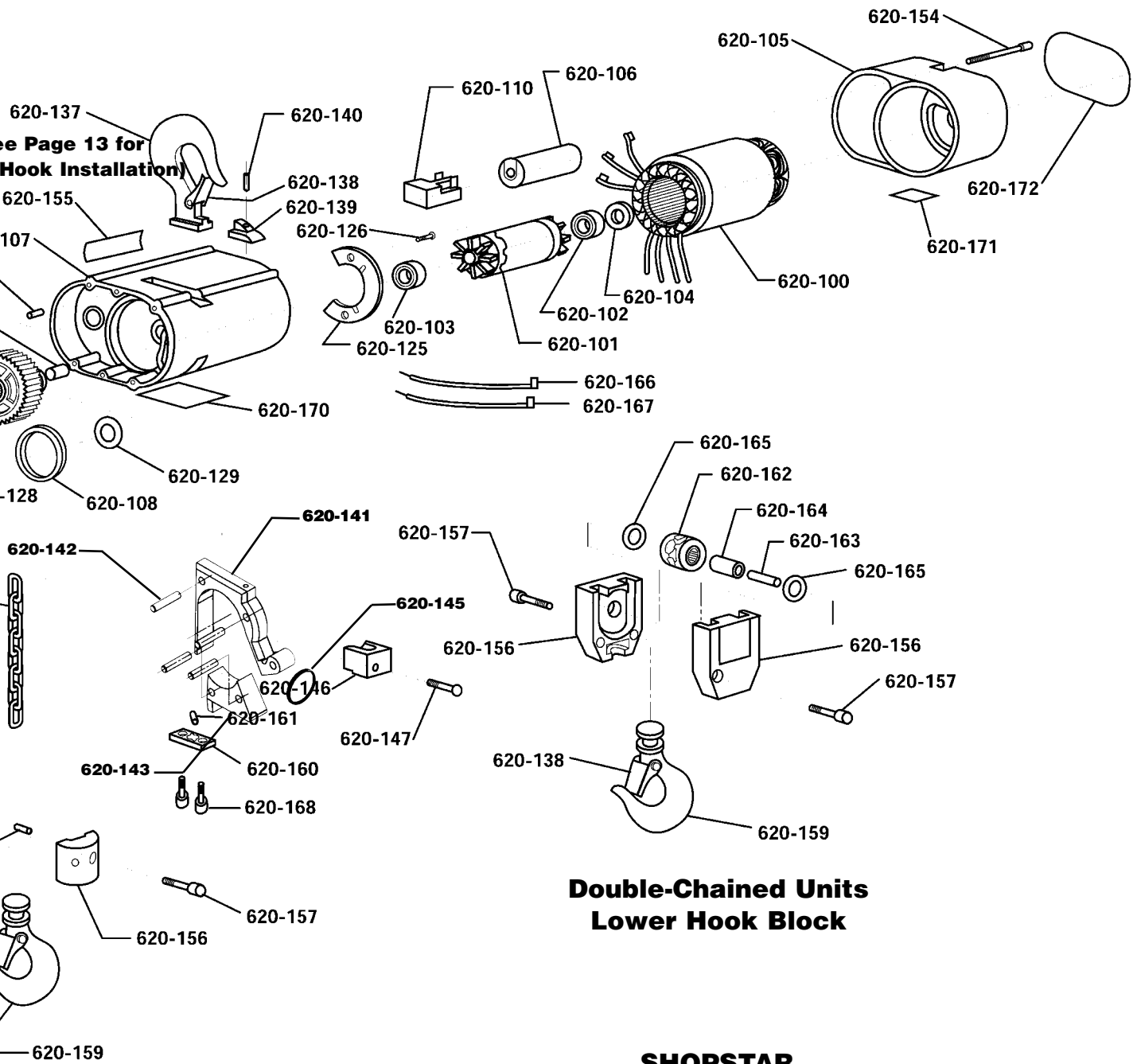
For more information contact:  
 American Crane & Equipment Corp.  
 Authorized Distributor  
 Tel: 877-503-2972  
 Fax: 484-945-0430  
 sales@americancrane.com  
 www.americancrane.com



See Page 21  
 See Page 14

(See  
 Upper

Single  
 Lower



**Double-Chained Units  
Lower Hook Block**

**SHOPSTAR  
ELECTRIC CHAIN HOIST  
EXPLODED VIEW**

**Single-Chained Units  
Lower Hook Block**

## SHOPSTAR ELECTRIC HOIST PARTS LIST

KEY NUMBER	PART NAME	NO. REQ'D	PART NUMBER
620-100	STATOR		
	115-1-60 Hoists	1	20707
	220-3-50/60 Hoists	1	20329
	380-3-50, 415-3-50 and 460-3-60 Hoists	1	20330
	575-3-60	1	20344
620-101	ROTOR ASSEMBLY (INCLUDES 620-102 AND 620-103)	1	20651
620-102	ROTOR BEARING, OUTBOARD	1	88487
620-103	ROTOR BEARING, INBOARD	1	88486
620-104	ROTOR THRUST WASHER	1	20727
620-105	MOTOR END COVER	1	20302
620-106	CAPACITOR		
	115-1-60 Hoists	1	20708
620-107	MAIN FRAME (INCLUDES 620-108 AND 620-109)	1	20300
620-108	LIFTWHEEL SEAL	1	20705
620-109	PROTECTOR BEARING - MAIN FRAME SIDE	1	88636
620-110	CUT-OUT DEVICE		
	115-1-60 Hoists	1	20709
620-111	PROTECTOR ASSEMBLY		
	6 fpm, 1,000 lbs	1	20663
	8 fpm, 500 & 600 lbs	1	20645
	8 fpm, 1,000 lbs	1	20660
	12 fpm, 500 lbs	1	20663
	12 fpm, 600 lbs	1	20638
	12 fpm, 1,000 lbs	1	20662
	16 fpm, 250 & 300 lbs	1	20645
	16 fpm, 500 lbs	1	20660
	20 fpm, 500 lbs	1	20648
	20 fpm, 600 lbs	1	20661
	24 fpm, 250 & 300 lbs	1	20638
	24 fpm, 500 lbs	1	20662
	40 fpm, 250 lbs	1	20648
40 fpm, 300 lbs	1	20661	
620-112	PROTECTOR THRUST WASHER	2	88640
620-113	GEAR HOUSING	1	20301
	(INCLUDES 620-114 AND 620-115)		
620-114	PROTECTOR BEARING - GEAR HOUSING SIDE	1	88636
620-115	FIRST PINION BEARING	1	88635
620-116	BRAKE BASE PLATE	1	20724
620-117	BRAKE DISC	1	20722
620-118	BRAKE ARMATURE	1	20888
620-119	BRAKE DRIVER	1	20776
620-120	BRAKE DRIVER PIN	1	983976
620-121	BRAKE LEAF SPRING	1	20775
620-122	BRAKE FIELD (INCLUDES BRAKE COIL)		
	115-1-60 Hoists	1	20659
	220-3-50/60, 380-3-50, 415-3-50 and 460-3-60 Hoists	1	20658
	575-3-60 Hoists	1	20629
620-123	BRAKE SPRING	1	20887
620-124	BRAKE SCREW	4	920740
620-125	PIN RETAINER PLATE	1	20700
620-126	PIN RETAINER PLATE SCREW	2	20743
620-127	LIFTWHEEL AND GEAR ASSEMBLY		
	6 fpm, 1,000 lbs	1	20664
	8 fpm, 500, 600 & 1,000 lbs	1	20664
	12 fpm, 500 lbs	1	20664
	12 fpm, 600 & 1,000 lbs	1	20647
	16 fpm, 250, 300 & 500 lbs	1	20664
	20 fpm, 500 & 600 lbs	1	20657

KEY NUMBER	PART NAME	NO. REQ'D	PART NUMBER
620-127	LIFTWHEEL AND GEAR ASSEMBLY cont'd		
	24 fpm, 250, 300 & 500 lbs	1	20647
	40 fpm, 250 & 300 lbs	1	20657
620-128	LIFTWHEEL BEARING	2	88637
620-129	LIFTWHEEL THRUST WASHER	2	88638
620-130	LIFTWHEEL SHAFT SEAL	1	20704
620-131	FIRST PINION AND SHAFT	1	20306
620-132	BRAKE END COVER	1	20323
620-133	BRAKE END COVER SCREW		
	Hoists without contactor	3	920715
	Hoists with contactor	3	20808
620-134	GEAR HOUSING SCREW	4	920718
620-135	GEAR HOUSING SCREW SEAL (No longer used)	4	20701
620-136	FRAME PIN	2	920720
620-137	HOOK (INCLUDES 620-138)	1	20650
620-138	HOOK LATCH KIT	2	595522
620-139	HOOK RETAINER	1	20712
620-140	HOOK RETAINER SCREW	1	920722
620-141	CHAIN GUIDE	1	20304
620-142	CHAIN GUIDE/STRIPPER PIN	4	20729
620-143	STRIPPER	1	20305
620-144	LOAD CHAIN -		
	SPECIFY LIFT OR LENGTH REQ'D	-	85988
620-145	LOOSE END RING	1	20744
620-146	CHAIN STOP	1	20319
620-147	CHAIN STOP SCREW	1	25858
620-148	LIFTWHEEL SHAFT	1	20313
620-149	FIRST PINION THRUST WASHER	2	88639
620-150	POWER CORD GROMMET		
	Hoists without contactor	1	20717
	Hoists with contactor	1	20779
620-151	POWER CORD		
	115-1-60 Hoists with contactor	1	20635
	115-1-60 Hoists without contactor	1	20608
	220-3-50/60, 380-3-50, 415-3-50 and 460-3-60 Hoists	1	20628
620-152	POWER CORD GROUND SCREW	1	982877
620-153	CONTROL STATION AND CORD ASSEMBLY (includes control station, cord, warning tag and upper grommet) Orange Control Station for		
	10 ft lift	1	20607
	15 ft lift	1	20615
	20 ft lift	1	20616
	Black Control Station for		
	10 ft lift	1	20642
	15 ft lift	1	20643
	20 ft lift	1	20644
	For other lifts contact CM	-	-
620-154	MOTOR COVER SCREW	3	920719
620-155	CAUTION LABEL	1	20758
620-156	HOOK BLOCK, Single-chained	2	20889
	HOOK BLOCK, Double-chained	2	20739
620-157	HOOK BLOCK SCREW, Single-chained	2	920723
	HOOK BLOCK SCREW, Double-chained	2	920724
620-158	CHAIN PIN	1	920720
620-159	HOOK (INCLUDES 620-138)	1	23030
	LATCHLOK HOOK	1	40618
620-160	DEAD END PLATE, Double-chained	1	20714

## SHOPSTAR ELECTRIC HOIST PARTS LIST

KEY NUMBER	PART NAME	NO. REQ'D	PART NUMBER
620-161	DEAD END PIN, Double-chained	1	920720
620-162	SHEAVE WHEEL W/ 620-164, Double-chained	1	20652
620-163	SHEAVE WHEEL SHAFT, Double-chained	1	20318
620-164	SHEAVE WHEEL BEARING, Double-chained	1	88641
620-165	SHEAVE WHEEL THRUST WASHER, Double-chain	2	88639
620-166	JUMPER (#2)	1	20610
620-167	JUMPER (CAP)	1	20609
620-168	DEAD END PLATE SCREW, Double-chained	2	986185
620-169	CAPACITY/WARNING LABEL		
	250 lbs	1	20762
	300 lbs	1	20737
	500 lbs	1	20763
	600 lbs	1	20738
	1,000 lbs	1	20884
620-170	I.D. LABEL		
	250# (16 FPM) 115-1-60	1	20770
	300# (16 FPM) 115-1-60	1	20745
	500# (8 FPM) 115-1-60	1	20767
	600# (8 FPM) 115-1-60	1	20746
	250# (13.3 or 16 FPM) 220-3-50/60	1	20796
	300# (13.3 or 16 FPM) 220-3-50/60	1	20803
	500# (6.6 OR 8 FPM) 220-3-50/60	1	20799
	600# (6.6 OR 8 FPM) 220-3-50/60	1	20806
	250# (13.3 OR 16 FPM) 380-3-50, 415-3-50, 460-3-60	1	20797
	300# (13.3 OR 16 FPM) 380-3-50, 415-3-50, 460-3-60	1	20804
	500# (6.6 OR 8 FPM) 380-3-50, 415-3-50, 460-3-60	1	20801
	600# (6.6 OR 8 FPM) 380-3-50, 415-3-50, 460-3-60	1	20807
	250# (33.3 OR 40 FPM) 220-3-50/60,	1	FACTORY CONTACT
	380-460-3-50/60, 575-3-60		FACTORY CONTACT
	500# (16.6 OR 20 FPM) 220-3-50/60,	1	FACTORY CONTACT
	380-460-3-50/60, 575-3-60		FACTORY CONTACT
	500# (19.9 OR 24 FPM) 220-3-50/60,	1	FACTORY CONTACT
	380-460-3-50/60, 575-3-60		FACTORY CONTACT
	1000# (9.9 OR 12 FPM) 220-3-50/60,	1	FACTORY CONTACT
	380-460-3-50/60, 575-3-60		FACTORY CONTACT
	500# (13.3 OR 16 FPM) 220-3-50/60,	1	FACTORY CONTACT
	380-460-3-50/60, 575-3-60		FACTORY CONTACT
	1000# (6.6 OR 8 FPM) 220-3-50/60,	1	FACTORY CONTACT
	380-460-3-50/60, 575-3-60		FACTORY CONTACT
	500# (9.9 OR 12 FPM) 115-1-60, 220-3-50/60,	1	FACTORY CONTACT
	380-460-3-50/60, 575-3-60		FACTORY CONTACT
	1000# (4.9 OR 6 FPM) 115-1-60, 220-3-50/60,	1	FACTORY CONTACT
	380-460-3-50/60, 575-3-60		FACTORY CONTACT

620-171 WARNING LABEL 2 24842

KEY NUMBER	PART NAME	NO. REQ'D	PART NUMBER
620-172	SHOPSTAR LABEL	1	20753
620-173	WIRE NUT (Specify No. Req'd.)	-	920756
620-174	GASKET	1	20755
620-176	CONTROL CORD ASSEMBLY (includes cord, strain relief and warning tag) for Orange control station and		
	10 ft lift	1	20630
	15 ft lift	1	20631
	20 ft lift	1	20632
	For black control station and		
	10 ft lift	1	51503
	15 ft lift	1	51504
	20 ft lift	1	51505
	For other lifts, contact factory	-	-
620-177	FRAME SPACER	1	20333
620-178	CONTACTOR (includes power jumpers)		
	115 VAC Coils	1	20814
	48 VAC Coils	1	20787
620-179	COMPONENTS BOARD-OUTBOARD	1	20777
620-180	COMPONENTS BOARD-INBOARD	1	20778
620-181	TRANSFORMER		
	48 Volt Secondary (220/380 primary)	1	20851
	48 Volt Secondary (460 primary)	1	20834
	115 Volt Secondary (230/460 primary)	1	20831
	115 Volt Secondary (575 primary)	1	20876
	48 Volt Secondary (575 primary)	1	20866
620-182	DIODE ASSEMBLY	1	20789
620-183	CONTROL CORD PLUG	1	20780
620-184	POWER CORD PLUG	1	20781
620-185	CONTACTOR JUMPER	-	20332
	(Specify No. Req'd.)		
620-187	VOLTAGE SUPPRESSOR		
	230-3-50/60, 380-3-50, and 460-3-60 Hoists	1	20861
	575-3-60 Hoists	1	20869
620-188	GROUND JUMPER	1	20641
620-193	BRAKE SPACER	1	20723

### Part Number for Packaged Lubricants Used in the ShopStar Electric Chain Hoist (Refer to Page 7 for Lubrication Instructions)

Lubricant Usage	Type Lubricant	Part Numbers and Packaged Quantity of Lubricants
Hoist Gears	Grease American Lubricants #1029	28605 for 1/2 lb. Can 28616 for 1 lb. Can 28617 for 4 lb. Can
Spline on end First Pinion and Shaft	Oil-Graphite Mixture Hercules Packing Co. Moly-Duolube 67	40628 for 1 Pint Can
Load Chain	Oil Fiske Bros. Lubriplate® Bar and Chain Oil #10R	28608 for 1 Pint Can 28619 for 1 Gal. Can
Lower Hook Knob	Grease Dow Corning Molykote BR-2-S	28606 for 1/2 lb. Can 28618 for 1 lb. Can

When ordering lubricants, specify the type of lubricant, part number and packaged quantity required.

Touch-up paints for ShopStar Electric Chain Hoist:

Order# \*(1) Case (12-12 oz. Aerosol Cans) of Orange Touch-up Paint Part Number 84190.

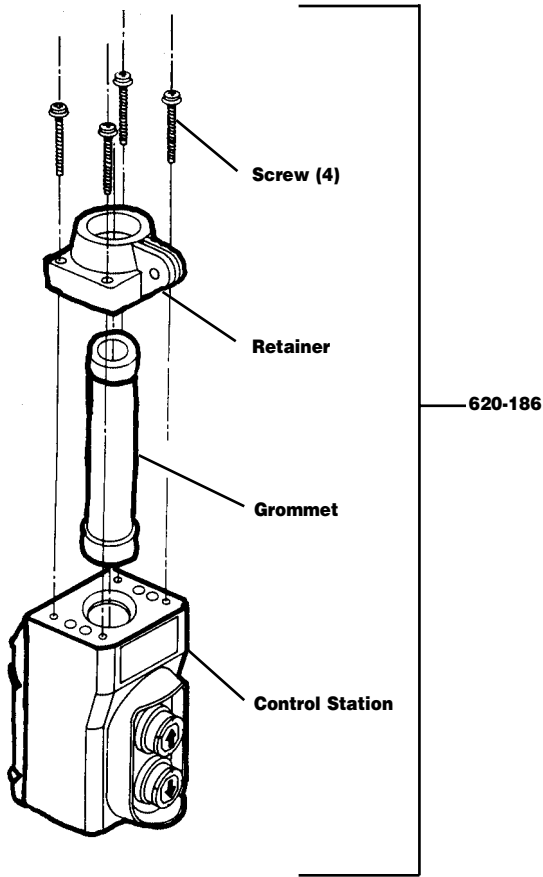
\*Touch-up paints are only available in case quantities.

Note: When painting hoists, also order warning labels, etc. that may be coated during painting.

**CONTROL STATION (ORANGE) FOR USE ON 115-1-60 HOISTS WITHOUT CONTACTOR**

*NOTE: Individual components are not available for repairs*

For more information contact:  
 American Crane & Equipment Corp.  
 Authorized Distributor  
 Tel: 877-503-2972  
 Fax: 484-945-0430  
 sales@americancrane.com  
 www.americancrane.com



**PARTS LIST**

KEY NO.	No. PART NAME	REQ'D.	PART NUMBER
620-186	Control station with retainer, screws and grommet	1	24805

**PARTS LIST**

Key No.	Part Name	Number Required	Part Number
627-552	Control Station Consists of 627-553, 627-554, 627-555, 627-563, 627-565 and 627-820	1	*28630
627-551	Control Station Kit Consists of: 1-Neoprene Grommet 1-Grommet Retainer Ring 2-Grommet Retainer Ring Attaching Screw 4-Cover Attaching Screw	1	28627
627-553	Case	1	28873
627-554	Gasket	1	28876
627-555	Cover Assembly (Decal & Rocker included)	1	51477
627-563	Control Station Parts Kit Consists of: 1-Strain Relief Attaching Screw 1-Strain Relief Attaching Screw Washer 2-Switch Mounting Pin 2-Pin Retainer Screw 2-Switch Leaf Spring	1	51481
627-565	Control Station Switch Kit Consists of: 2-Switch 1-Jumper 1-Terminal 1-Screw	1	51472
627-820	Warning Label	1	24842

\*Also order Control Station Kit Key No. 627-551, Part No. 28627.

**Control Station (Black) for use on 115-1-60 hoists with contactor and three phase units.**

