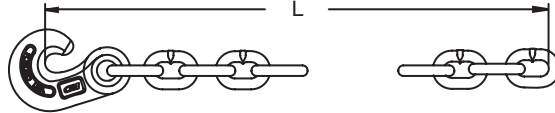


Specialty Chain



Winch Line / Tail Chain Gr-80

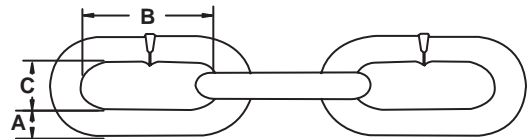
- Available in Grade 43 & Grade 80
- Most comprehensive line in the market
- Working Load Limits up to 47,700 lbs
- Odd number of links to prevent twisting of chain during hook up
- All assemblies 100% proof tested



Chain Size	Working Load Limit	Product Code	L	Finish	Weight
Imperial					
in.	lb.		in.		lb.
5/8	18,100	695178	18	Black	8.16
3/4	28,300	695180	18	Black	13.64
7/8	34,200	695183	24	Black	19.44
1	47,700	695185	24	Black	24.46

Side Chain


- Made from Mild Carbon Steel
- Use to attach cross chain on the rim of tires
- Available in Zinc Plated upon request



Trade Size	Product Code Polished	A	B	C	Links	Weight
Imperial						
		in.	in.	in.	per ft.	lb. / ft.
6/0	214579	0.281	1.830	0.500	6.56	0.59
7/0	214581	0.312	2.070	0.500	5.80	0.72
8/0	214584	0.343	1.937	0.531	6.20	0.88
9/0	214585	0.375	2.260	0.610	5.31	1.07
11/0	214588	0.437	2.330	0.656	5.15	1.49

Claw Cross Chain

- Made from tear drop shape steel for improved traction
- Commercial grade chain for heavy duty trucks
- Case hardened for longer wear
- Components available to fit chain
- Cut lengths available from 7 to 27 links



Trade Size	Product Code	Quantity Per Pack	A	B	C	Finish	Weight
Imperial							
		ft.	in.	in.	in.		lb. / ft.
7/0	315931	100	0.312	1.093	0.467	Self Colored	1.00
8/0	315934	100	0.343	1.234	0.537	Self Colored	1.27
9/0	315937	100	0.375	1.266	0.671	Self Colored	1.60