



























# PRODUCT SELECTIONS

<b>HITCH PINS</b>	<b>3, 4</b>		<b>STABILIZER PARTS</b>	<b>14</b>	
<b>FARM CLEVISSES</b>	<b>5, 6</b>		<b>DRAWBARS</b>	<b>14</b>	
<b>TRACTOR DRAWBAR HOOKS</b>	<b>7</b>		<b>RATCHET JACK, CYLINDER PIN</b>	<b>15</b>	
<b>HAIR PINS</b>	<b>7</b>		<b>WELD ON BALL SOCKETS</b>	<b>15</b>	
<b>LINCH PINS</b>	<b>8</b>		<b>REPLACEMENT BALLS</b>	<b>15</b>	
<b>UNIVERSAL CLEVIS PINS</b>	<b>8</b>		<b>LIFT ARM &amp; LEVELING ASSY.</b>	<b>16</b>	
<b>PTO ADAPTERS</b>	<b>10</b>		<b>STAY STRAPS</b>	<b>16</b>	
<b>PTO ACCESSORIES</b>	<b>11</b>		<b>BALL SOCKETS</b>	<b>16</b>	
<b>LIFT ARM PINS</b>	<b>12</b>		<b>MERCHANDISERS</b>	<b>17-19</b>	
<b>TOP LINK PINS</b>	<b>12</b>		<b>FENCE TOOLS, HOISTS</b>	<b>20, 21</b>	
<b>BUSHINGS</b>	<b>12</b>		<b>TRUCK &amp; TRAILER</b>	<b>22, 23</b>	
<b>FORGED TOP LINKS</b>	<b>13</b>		<b>MISCELLANEOUS</b>	<b>23</b>	



Made in U.S.A.  
of micro-alloy  
steel for the  
full-time farmer.

**Big Orange**® continues an industry standard in farm hardware renowned for its superior shear strength and durability.

The farmer who depends on his equipment for a living demands **Big Orange**® quality and superior performance.

**Midland Forge is an ISO 9001 certified company.**



Crafted in India to CM specifications

Made to strict standards for part-time farmers & hobbyists.

**AgWorks**™ Farm Hardware is an import product line manufactured to the strict standards of Columbus McKinnon Corporation. Made of carbon steel these products generally meet the needs of the part time farmer or hobbyist.

# HITCH PIN COMPARISON GUIDE

PIN SIZE		BIG ORANGE® SUPERIOR GRADE HOT FORGED ALLOY			AgWorks™		
					HEAT TREATED HEAVY DUTY	COLD FORMED	
PIN DIA. (Inches)	USABLE LENGTH (Inches)	E-GRIP HANDLE	SOLID HANDLE	WIRE HANDLE¹	SOLID HANDLE	WIRE HANDLE	WIRE HANDLE W/CHAIN
3/8	3 1/2					65549	
7/16	3 1/2			M1190			
1/2	3 1/2	M1196E		M1195		65650	65651
1/2	3 5/8				65600		
5/8	3 3/4	M1201E		M1200			
5/8	4				65601		
5/8	4 1/2					65652	65653
5/8	5 1/2				65602		
5/8	6	M1219E		M1218			
5/8	6 1/4					65654	65655
3/4	4	M1206E		M1205	65603		
3/4	4 1/2					65656	65657
3/4	6 1/4	M1221E		M1220		65658	65660
3/4	6 1/2				65604		
7/8	4 1/4			M1210		65659	65661
7/8	6 1/4					65662	65663
7/8	6 1/2	M1226E		M1225	65605		
1	4 1/4					65664	65665
1	4 3/4			M1215			
1	6 1/4					65666	65667
1	6 3/4	M1231E		M1230			
1	7 1/2				65606		
1 1/8	6 1/4					65668	65669
1 1/8	7		M1241	M1240			
1 1/8	8 1/2				65607		
1 1/4	7		M1251	M1250			
1 1/4	7 1/4					65629	65670
1 1/4	8 1/2				65608		
1 1/2	8 1/2				65609		
1 3/8	7		M1261				
1 1/2	8		M1271				



**! WARNING !**  
Improper use or care of hitch pins can result in bodily injury or property damage.

To Avoid Injury:  
Use maximum diameter hitch pin in shear (drawbar and hitch close together) to avoid over-loading pin.



## HITCH PINS

Micro Alloy Forged Hitch Pins • Hot forged alloy steel • Thru-hardened heat treatment for strength properties • Supplied with hair pin • Wider ergonomic handle • Painted orange



E-Grip™  
Hitch Pin

Wire Handle¹  
Hitch Pin

E-Grip Handle	UPC 043927-	Wire Handle¹	UPC 043927-	Solid Handle	UPC 043927-	Pin Dia.	Usable Length	Std. Pack	Approx. Wt. Ea. (Lbs.)
M1196E**	46047-2	M1195	42879-3	-	-	1/2	3 1/2	20	0.4
M1201E**	46065-6	M1200	42885-4	-	-	5/8	3 3/4	20	0.6
M1206E**	46148-0	M1205	42893-9	-	-	3/4	4	10	0.9
M1219E	46075-5	-	-	-	-	5/8	6	10	0.9
M1221E**	46197-4	M1220	42922-6	-	-	3/4	6 1/4	10	1.1
M1226E**	46225-4	M1225	42930-1	-	-	7/8	6 1/2	5	1.5
M1231E**	46274-2	M1230	42938-7	-	-	1	6 3/4	5	2.1
-	-	-	-	M1251	42989-9	1 1/4	7	5	3.6
-	-	-	-	M1261*	42994-3	1 3/8	7	5	4.6
-	-	-	-	M1271*	43001-7	1 1/2	8	5	6.6

\*These pins are furnished with linch pins. Packed unassembled. \*\*These E-Grip hitch pins are featured in the M3010N countertop display.

¹Wire handle hitch pins available only until current inventory is depleted.

1-800-756-6656

# HITCH PINS



## Solid Handle Hitch Pins



- Orange PVC Dipped Handle
- Black Finished Pin
- Medium Carbon Steel quenched and tempered
- Cold Formed

P/N w/Clip	UPC 024595-	Pin Dia.	Usable Length	Std. Pack	Approx. Wt. Ea. (lbs.)
65600	65600-8	1/2	3 3/8	5	0.6
65601	65601-5	5/8	4	5	0.8
65602	65602-2	5/8	5 1/2	5	1.2
65603	65603-9	3/4	4	5	1.1
65604	65604-6	3/4	6 1/2	5	1.6
65605	65605-3	7/8	6 1/2	5	1.9
65606	65606-0	1	7 1/2	5	2.7
65607	65607-7	1 1/8	8 1/2	5	3.8
65608	65608-4	1 1/4	8 1/2	5	4.7
65609	65609-1	1 1/2	8 1/2	5	7.0

## Cold Formed Hitch Pins



- Medium Carbon Steel
- Cold Formed Pin
- Yellow Chromate Finish w/Clip or w/Linch Pin and Chain

P/N w/CLIP	UPC 024595-	P/N w/CHAIN	UPC 024595-	Pin Dia.	Usable Length	Std. Pack	Approx. Wt. Ea. (lbs.)
65549	65549-0	---	---	3/8	4 3/4	5	0.4
65650	65650-3	65651	65651-0	1/2	3 1/2	5	0.5
65652	65652-7	65653	65653-4	5/8	4 1/4	5	0.6
65654	65654-1	65655	65655-8	5/8	6 1/4	5	0.8
65656	65656-5	65657	65657-2	3/4	4 1/4	5	0.9
65658	65658-9	65660	65660-2	3/4	6 1/4	5	1.1
65659	65659-6	65661	65661-9	7/8	4 1/4	5	1.2
65662	65662-6	65663	65663-3	7/8	6 1/4	5	1.5
65664	65664-0	65665	65665-7	1	4 1/4	5	1.5
65666	65666-4	65667	65667-1	1	6 1/4	5	1.9
65668	65668-8	65669	65669-5	1 1/8	6 1/4	5	2.4
65629	65629-9	65670	65670-1	1 1/4	7 1/4	5	2.9

## Handle Lock Hitch Pins



- Medium Carbon Steel Pin
- Spring Steel Handle
- Yellow Chromate Finish

(See page 10 for PTO Lock Pins.)

Part Number	UPC 024595-	Pin Dia.	Usable Length	Standard Pack	Approx. Wt. Ea. (lbs.)
65720	65720-3	1/2	4 1/4	5	0.5
65721	65721-0	5/8	4 1/4	5	0.7
65722	65722-7	3/4	4 1/4	5	1.0
65723	65723-4	3/4	6 1/4	5	1.3
65724	65724-1	7/8	6 1/4	5	1.5
65725	65725-8	1	6 1/4	5	1.9

## Bent Hitch Pins



- Economy Priced
- Medium Carbon Steel / Cold Formed
- Yellow Chromate finish includes Clip

Part Number	UPC 024595-	Pin Dia.	Usable Length	Standard Pack	Approx. Wt. Ea. (lbs.)
65710	65710-4	1/2	3	5	0.3
65711	65711-1	5/8	3	5	0.5
65712	65712-8	3/4	3 1/2	5	0.8



**WARNING**  
Improper use or care of hitch pins can result in bodily injury or property damage.

To Avoid Injury:

- Apply hook to pin in shear by keeping opposing loads on pin close together.
- Use maximum dia. pin that will fit in drawbar/tongue to avoid overloading

1-800-756-6656

## General Purpose Clevis—Big Orange®



Hot forged carbon steel. Supplied with alloy pin for extra strength. Painted orange.

Part Number	UPC 043927-	Body Size	Standard Pack	Approx. Wt. Ea. (lbs.)
M465	42831-1	3/4	5	3.0

Working Load Limit (WLL) 10,000 lbs.

## Twist Clevis—Big Orange®

Hot forged carbon steel. Painted orange. Alloy Tee handle clevis pin.



Part Number	UPC 043927-	Body Size	Std. Pack	WLL (Lbs.)	Approx. Wt. Ea. (lbs.)
M8258	42750-5	5/8	5	6,000	1.5
M8234	42757-4	3/4	5	12,000	2.3
M8078	42789-5	7/8	5	16,000	3.0
M8278	42764-2	7/8	5	16,000	3.6
M8290	42774-1	15/16	5	20,000	4.2
M8295	42782-6	1	5	25,000	6.0

## Straight Clevis—Big Orange®

Hot forged carbon steel. Alloy Tee handle clevis pin.



Part Number	UPC 043927-	Body Size	Std. Pack	WLL (Lbs.)	Approx. Wt. Ea. (lbs.)
M8158	42701-7	5/8	5	6,000	1.5
M8134	42705-5	3/4	5	12,000	2.3
M8878	42742-0	7/8	5	16,000	3.0
M8178	42712-3	7/8	5	16,000	3.6
M8190	42723-9	15/16	5	20,000	4.2
M8195	42734-5	1	5	25,000	6.0

## Utility Clevis—Big Orange®

Hot forged micro alloy steel, heat treated. Supplied with micro alloy pin. Painted orange.



Part Number	UPC 043927-	Body Size	Std. Pack	WLL (Lbs.)	Approx. Wt. Ea. (lbs.)
M1546	40816-0	1/4	25	1,000	.08
M1547	40817-7	5/16	25	1,500	.20
M1548	40818-4	3/8	25	2,000	.28
M1549	42823-6	7/16	25	3,000	.40
M1550	42828-1	1/2	25	4,000	.62
M1551	42829-8	5/8	25	6,500	1.2

M1548 and M1549 are used for joining hitch to harrow sections.

## Farm Screw Pin Clevis—Big Orange®

Hot forged micro alloy steel, heat treated. Alloy pin.



Part Number	UPC 043927-	Body Size	Std. Pack	WLL (Lbs.)	Approx. Wt. Ea. (lbs.)
M1646	42796-3	1/4	25	1,000	.12
M1647	42797-0	5/16	25	1,500	.20
M1648	42798-7	3/8	25	2,000	.32
M1649	42799-4	7/16	10	3,000	.50
M1650	42804-5	1/2	10	4,000	.75
M1651	42805-2	5/8	10	6,500	1.2
M1652	42806-9	3/4	5	9,500	2.2
M1653	42807-6	7/8	5	13,000	3.5
M1654	42808-3	1	5	17,000	5.2
M1655	42809-0	1 1/8	Bulk	24,000	7.0
M1656	42810-6	1 1/4	Bulk	28,000	9.5

For use on multiple hitches where 3 or 4 implements are pulled with one tractor.

**! WARNING !** Improper use or care of shackles/clevises can result in bodily injury or property damage.

To Avoid Injury: • Do not exceed working load limit. • Do not shock or impact load. • Do not side load—center line of load must coincide with the center line of shackle/clevis. • Do not replace pin or bolt with other than original equipment parts. • Inspect before use for wear, deformation, and pin engagement.

## Replacement Tee Handle Clevis Pins—Big Orange®

Hot forged micro alloy steel, heat treated.



Part Number	UPC# 043927-	For Clevis Number	Diameter (In.)	Usable Length (In.)	Std. Pack	Approx. Wt. Ea. (Lbs.)
M811	43014-7	M8158 and M8258	1/2	2 1/4	20	.22
M813	43015-4	M8134 and M8234	5/8	3 3/8	20	.56
M817	43017-8	M8078, M8878, M8178 and M8278	3/4	3 3/4	10	.80
M819	43020-8	M8190 and M8290	7/8	3 3/4	10	1.2
M829	43023-9	M8195 and M8295	1	4 1/4	10	1.5

8000 Series Clevis Pin replacement (twist clevises and straight clevises pictured above). Pins are zinc plated with hair pin lock. Heat treated. Hot forged micro alloy steel, heat treated for optimum strength and durability.

# FARM CLEVISES



## General Purpose Clevis–AgWorks™

Formed from low carbon steel. Painted black.



Part Number	UPC	Body Size	Std. Pack	WLL (lbs.)	Approx. Wt. Ea. (lbs.)
65958	65958-0	3/4	5	10,000	3.0

Working Load Limit (WLL) 10,000 lbs.

## Twist Clevis–AgWorks™

Formed from low carbon steel. Painted black.



Part Number	UPC	Body Size	Std. Pack	WLL (Lbs.)	Approx. Wt. Ea. (lbs.)
65620	65620-6	5/8	5	6,000	1.4
65621	65621-3	3/4	5	12,000	2.4
65622	65622-0	7/8	5	16,000	3.0
65623	65623-7	7/8 Long	5	16,000	3.6
65624	65624-4	15/16	5	20,000	4.2
65625	65625-1	1	5	25,000	6.0

• Supplied with Tee Handle clevis pin

## Straight Clevis–AgWorks™

Formed from low carbon steel. Painted black.



Part Number	UPC	Body Size	Std. Pack	WLL (Lbs.)	Approx. Wt. Ea. (lbs.)
65990	65990-0	5/8	5	6,000	1.4
65991	65991-7	3/4	5	12,000	2.4
65992	65992-4	7/8	5	16,000	3.0
65993	65993-1	7/8 Long	5	16,000	3.6
65994	65994-8	15/16	5	20,000	4.2
65995	65995-5	1	5	25,000	6.0

• Supplied with Tee Handle clevis pin

## Utility Clevis–AgWorks™

Formed from low carbon steel. Painted black.



Part Number	UPC	Body Size	Std. Pack	WLL (Lbs.)	Approx. Wt. Ea. (lbs.)
65640	65640-4	1/4	10	1,000	.10
65641	65641-1	5/16	10	1,500	.20
65642	65642-8	3/8	10	2,000	.30
65643	65643-5	7/16	10	3,000	.40
65644	65644-2	1/2	10	4,000	.60
65645	65645-9	5/8	10	6,500	1.2

## Screw Pin Clevis–AgWorks™

Medium carbon steel, quenched and tempered. Hot forged. Painted black.



Part Number	UPC	Body Size	Std. Pack	WLL (Lbs.)	Approx. Wt. Ea. (lbs.)
65630	65630-5	1/4	10	1,000	.25
65631	65631-2	5/16	10	1,500	.35
65632	65632-9	3/8	10	2,000	.50
65633	65633-6	7/16	10	3,000	.55
65634	65634-3	1/2	10	4,000	.75
65635	65635-0	5/8	10	6,500	1.3
65636	65636-7	3/4	10	9,500	2.2
65637	65637-4	7/8	10	12,000	3.5
65638	65638-1	1	10	17,000	5.0



### WARNING

Improper use or care of shackles/clevises can result in bodily injury or property damage.

To Avoid Injury: • Do not exceed working load limit. • Do not shock or impact load. • Do not side load—center line of load must coincide with the center line of shackle/clevis. • Do not replace pin or bolt with other than original equipment parts. • Inspect before use for wear, deformation, and pin engagement.

## Replacement Tee Handle Clevis Pins–AgWorks™

Medium carbon steel, quenched and tempered. Clevis Pins fit clevises listed below.



Part Number	UPC#	For Clevis Numbers	Diameter (In.)	Usable Length (In.)	Standard Pack	Approx. Wt. Ea. (Lbs.)
65700	65700-5	65990 / 65620	1/2	2 1/4	5	0.4
65701	65701-2	65621 / 65991	5/8	3 1/8	5	0.5
65702	65702-9	65622 / 65992 65623 / 65993	3/4	3 1/4	5	0.7
65703	65703-6	65624 / 65994	7/8	3 3/8	5	1.2
65704	65704-3	65625 / 65995	1	3 3/4	5	1.5

1-800-756-6656



# TRACTOR DRAWBAR HOOKS



## Big Orange® Tractor Drawbar Hook

Part Number	UPC	Body Size	Standard Pack	WLL (Lbs.)	Approx. Wt. Ea. (lbs.)
M834	043927-43028-4	1/2	5	9,200	3.2
M2X834	43013-0	Replacement Pin and Hair Pin			0.8

Working Load Limit 9,200 lbs.

Hot forged of high strength micro alloy steel and heat treated for maximum performance. Fits tractor drawbars, old or new, front or back, to and including 1-5/8" thick.



## Tractor Drawbar Hook-AgWorks™

Formed from medium carbon steel, quenched and tempered. Painted black.

Part Number	UPC	Body Size	Standard Pack	WLL (Lbs.)	Approx. Wt. Ea. (lbs.)
65959	65959-7	-	5	9,200	3.2
65909	65909-2	Pin	5		0.3



**WARNING**

To avoid injury or damage:  
• Do not exceed Working Load Limit of drawbar hook.

# HAIR PINS



## Big Orange® Grip Clip Hair Pins

Pins have the superior holding power of high tensile strength spring wire steel, zinc plated for corrosion resistance.



Part Number	UPC #	Wire Dia.	Overall Fits Pin (Dia.)	Pcs. per Pack Each	Approx. Wt. Ea. (lbs.)
WP3616	45950-6	.125	3/8-5/8	100	.015
WP3611	45936-0	.125	7/16-3/4	75	.020
WP3610	45937-7	.148	5/8-1	150	.030
WP3608	45938-4	.177	7/8-1 1/4	50	.060



## AgWorks™ Hair Pins

Wire formed. Zinc plated.



Bulk		Bagged		Wire		Overall Fits Pin (Dia.)	Pieces per Pack		Approx. Wt. Ea. (Lbs.)
Part Number	UPC #	Part Number	UPC #	Dia. (In.)	Length (In.)		Bulk	Bag	
65940	65940-5	65947	65947-4	3/32	2 5/16	1/4 to 5/8	100	10 per bag/10 bags	.005
65941	65941-2	65948	65948-1	1/64	1 3/4	5/16 to 1/2	100	10 per bag/10 bags	.006
65942	65942-9	65949	65949-8	3/32	1 3/4	3/8 to 5/8	100	10 per bag/10 bags	.006
65943	65943-6	65953	65953-5	1/8	2 1/16	1/2 to 7/8	100	10 per bag/10 bags	.006
65944	65944-3	65954	65954-2	5/32	3	5/8 to 1	100	5 per bag/10 bags	.025
65945	65945-0	65955	65955-9	3/16	4 3/16	3/4 to 1 1/4	100	5 per bag/10 bags	.062
65946	65946-7	65956	65956-6	1/4	4 1/4	7/8 to 1 1/2	100	2 per bag/10 bags	.120
65950	65950-4	65957	65957-3	5/16	3 7/8	3/4 to 1 1/4	100	2 per bag/10 bags	.100

1-800-756-6656

# LINCH PINS



## Linch Pins

Bulk pack-150 per box, unbagged.  
Poly bag pack-2 per bag, 10 bags per box.



Bulk		Bagged		ASAE 209 Category (See pg. 8)	Pin Dia. (In.)	Approx. Wt. Ea. (Lbs.)
Part Number	UPC # 024595-	Part Number	UPC # 024595-			
65930	65930-6	65898	65898-9	0	3/16	.02
65931 w/Chain	65931-3	65899 w/Chain	65899-6	0	3/16	.07
65934	65934-4	65918	65918-4	1	1/4	.05
65935 w/Chain	65935-1	65919 w/Chain	65919-1	1	1/4	.12
65932	65932-0	65952	65952-8	1, 2	5/16	.10
65933 w/Chain	65933-7	65917 w/Chain	65917-7	1, 2	5/16	.14
65936	65936-8	65926	65926-9	1, 2	7/16	.10
65937 w/Chain	65937-5	65927 w/Chain	65927-6	1, 2	7/16	.15
65938 Long	65938-2	65928 Long	65928-3	1, 2, 3	7/16	.12
65939 Black Ring	65939-9	65929 Black Ring	65929-0	1, 2, 3	7/16	.12

# UNIVERSAL CLEVIS PINS



## Universal Clevis Pins



Adjustable  
replacement  
pin

Bulk pack 25 pcs.

Poly bagged as  
indicated.

Part Number	UPC # 024595-	Part Number	UPC # 024595-	Pin Dia. (In.)	Overall Length (In.)	Poly Bag	Approx. Wt. Ea. (Lbs.)
65960	65960-3	65971	65971-9	1/4	2	4 per Bag/10 Bags	.02
65961	65961-0	65627	65627-5	5/16	2	4 per Bag/10 Bags	.04
65962	65962-7	65973	65973-3	3/8	2	4 per Bag/10 Bags	.05
65963	65963-4	65974	65974-0	7/16	2	2 per Bag/10 Bags	.06
65964	65964-1	65975	65975-7	1/2	2	2 per Bag/10 Bags	.11
65965	65965-8	65976	65976-4	7/16	2 1/2	2 per Bag/10 Bags	.14
65966	65966-5	65977	65977-7	1/2	2 1/2	2 per Bag/10 Bags	.13
65967	65967-2	65978	65978-8	7/16	3	2 per Bag/10 Bags	.14
65968	65968-9	65979	65979-5	1/2	3	2 per Bag/10 Bags	.15
65969	65969-6	65985	65985-6	5/8	3	2 per Bag/10 Bags	.16
65970	65970-2	65986	65986-3	3/4	3	2 per Bag/10 Bags	.17

## Economy Hitch Pins (Clevis style)

- Economy priced • Formed from medium carbon steel • Yellow Chromate Finish • Can replace Top Link Pins.



**! WARNING !** Improper use or care of hitch pins can result in bodily injury or property damage.

To Avoid Injury:

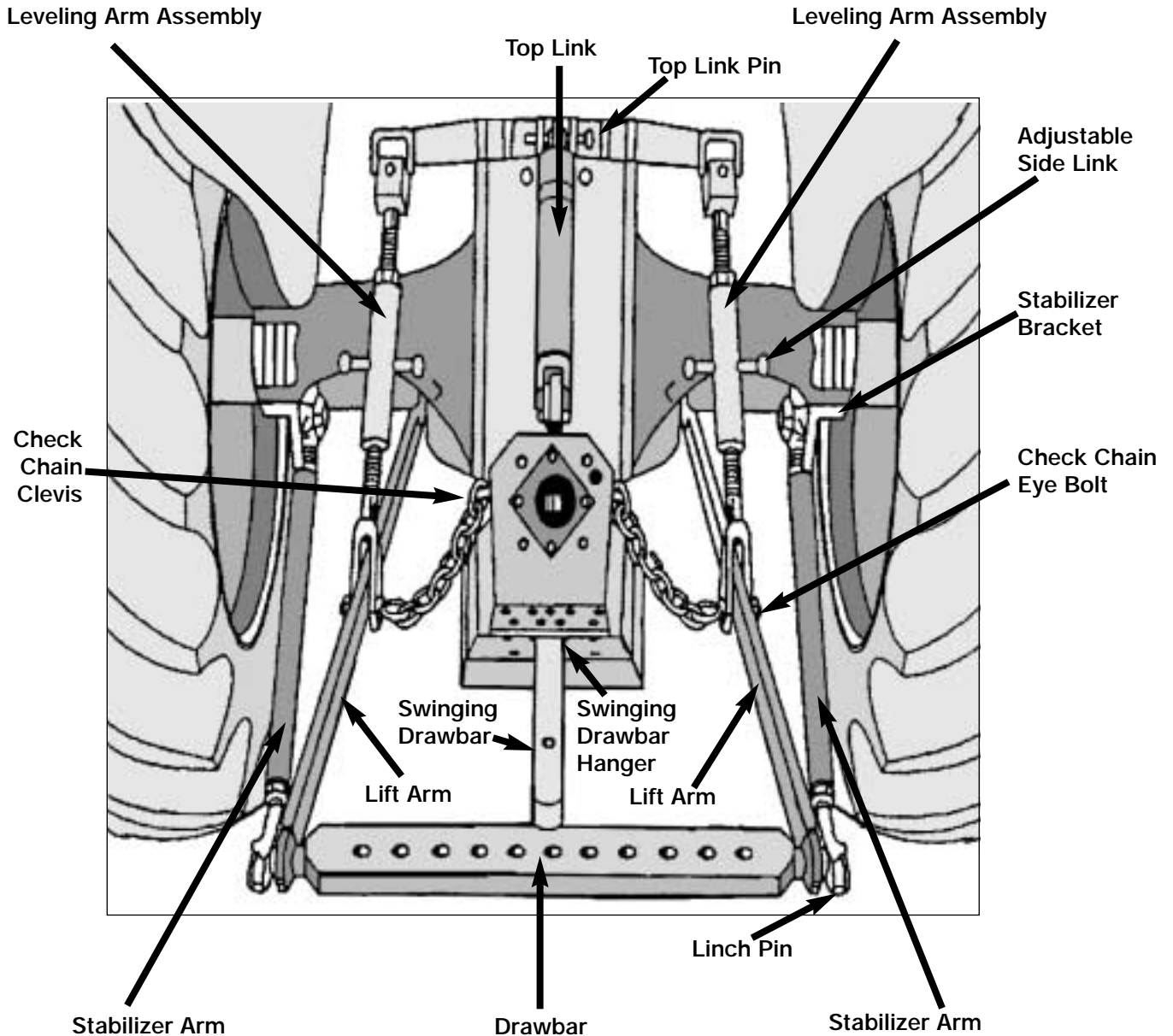
- Apply hook to pin in shear by keeping opposing loads on pin close together. • Use maximum dia. pin that will fit in drawbar/tongue to avoid overloading

Part Number	UPC 024595-	Pin Dia.	Usable Length	Standard Pack	Approx. Wt. Ea. (lbs.)
65730	65730-2	5/8	5 1/2	5	0.6
65731	65731-9	3/4	5 1/2	5	0.8
65732	65732-6	7/8	5 1/2	5	1.1
65733	65733-3	1	5 3/4	5	1.5
65734	65734-0	1 1/8	5 3/4	5	1.9

# 1-800-756-6656



# GENERIC THREE POINT HITCH SYSTEM



## Definition of Tractor Categories

### Category Zero (0)

Tractors up to 20 Horsepower  
Top Link Pins: 5/8" Diameter  
Lift Arm Pins: 5/8" Diameter

### Category One (1)

Tractors from 20-24 Horsepower  
Top Link Pins: 3/4" Diameter  
Lift Arm Pins: 7/8" Diameter

### Category Two (2)

Tractors from 55-65 to 90-95 Horsepower  
Top Link Pins: 1" Diameter  
Lift Arm Pins: 1 1/8" Diameter

### Category Three (3)

Tractors from 95-100 Horsepower and up  
Top Link Pins: 1 1/4" Diameter  
Lift Arm Pins: 1 7/16" Diameter

Based on American Society of Agricultural Engineers Standard ASAE 209.

# PTO ADAPTERS



## PTO Adapters—AgWorks™

Formed from medium carbon steel.



Part Number	UPC # 024595-	Description	Max. H.P.	Female Spline (In.)	Male Spline (In.)	Extends Shaft (In.)	Overall Length (In.)	Standard Pack	Approx. Wt. Each (Lbs.)
65680	65680-0	Forged Increaser	70	1 $\frac{1}{8}$ x 6	1 $\frac{3}{8}$ x 6	1 $\frac{1}{8}$	3	5	.5
65681	65681-7	Adapter Sleeve	70	1 $\frac{1}{8}$ x 6	1 $\frac{3}{8}$ x 6	0	2 $\frac{1}{4}$	5	.2
65682	65682-4	Sleeve Increaser	70	1 $\frac{1}{8}$ x 6	1 $\frac{3}{8}$ x 6	0	1 $\frac{1}{8}$	5	.2
65683	65683-1	Forged Increaser	70	1 $\frac{1}{8}$ x 6	1 $\frac{3}{8}$ x 6	2 $\frac{1}{2}$	4 $\frac{5}{8}$	5	1.3
65684	65684-8	Forged Reducer	70	1 $\frac{3}{8}$ x 6	1 $\frac{1}{8}$ x 8	2 $\frac{3}{4}$	5 $\frac{3}{8}$	5	1.4
65685	65685-5	Forged Extender	70	1 $\frac{1}{8}$ x 6	1 $\frac{3}{8}$ x 6	3	5 $\frac{5}{8}$	5	2.0
65686	65686-2	21-6 Spline	70	1 $\frac{3}{8}$ x 21	1 $\frac{3}{8}$ x 6	3 $\frac{1}{4}$	5 $\frac{7}{8}$	5	2.0
65687	65687-9	QR 21-6 Spline	70	1 $\frac{3}{8}$ x 21	1 $\frac{3}{8}$ x 6	4 $\frac{1}{8}$	6 $\frac{3}{8}$	5	3.2
65688	65688-6	QR Ext. Adapter	70	1 $\frac{3}{8}$ x 6	1 $\frac{3}{8}$ x 6	4 $\frac{1}{8}$	6 $\frac{3}{8}$	5	2.8
65689	65689-3	21 QR Extender 100 RPM	70	1 $\frac{3}{8}$ x 21	1 $\frac{3}{8}$ x 21	4 $\frac{1}{8}$	5 $\frac{7}{8}$	5	3.1
65690	65690-9	QR 6-21 Spline	70	1 $\frac{3}{8}$ x 6	1 $\frac{3}{8}$ x 21	4 $\frac{1}{8}$	5 $\frac{7}{8}$	5	3.2
65691	65691-6	20-6 Spline	100	1 $\frac{3}{4}$ x 20	1 $\frac{3}{8}$ x 6	4 $\frac{5}{8}$	7 $\frac{1}{8}$	5	6.1
65692	65692-3	20-6 HD Spline	150	1 $\frac{3}{4}$ x 20	1 $\frac{3}{8}$ x 21	5	7 $\frac{7}{8}$	5	6.6
65693	65693-0	20-21 Spline	100	1 $\frac{3}{4}$ x 20	1 $\frac{3}{8}$ x 21	4 $\frac{5}{8}$	7	5	6.1
65694	65694-7	20-21 HD Spline	150	1 $\frac{3}{4}$ x 20	1 $\frac{3}{8}$ x 21	5 $\frac{1}{2}$	7 $\frac{7}{8}$	5	6.7
65695	65695-4	Over Running Clutch Extender*1 $\frac{1}{8}$ x 6		1 $\frac{1}{8}$ x 6	3 $\frac{3}{4}$	6 $\frac{3}{4}$	5	5	
65696	65696-1	Over Running Clutch Increaser*1 $\frac{1}{8}$ x 6		1 $\frac{1}{8}$ x 6	3 $\frac{3}{4}$	6 $\frac{3}{4}$	5	5	

\*Note: Over-running clutches provide a safe means to protect operators and expensive machinery from situations when the inertia of PTO driven implement exceeds and over-runs the tractor PTO speed. In such a case, the over-running coupler will free-wheel smoothly and safely. Over-running clutches will normally withstand applications requiring up to 65 h.p. at 540 rpm and 100 h.p. at 1000 rpm. Extreme shock loads or drive line angularity will reduce this capability.

1-800-756-6656



# PTO ACCESSORIES

## PTO Accessories–AgWorks™ Formed from medium carbon steel.

Description	Bulk		Bagged		Pin Dia. (In.)	Usable Length (In.)	Pieces per Pack		Approx. Wt. Ea. (Lbs.)
	Part Number	UPC # 024595-	Part Number	UPC # 024595-			Bulk	Bag	
PTO Lock Pin (Round)	65770	65770-8	65861	65861-3	1/4	2 1/4	10	2 per bag/10 bags	.20
PTO Lock Pin (Round)	65771	65771-5	65862	65862-0	5/16	2 1/4	10	2 per bag/10 bags	.20
PTO Lock Pin (Square)	65772	65772-2	65863	65863-7	5/16	2 1/4	10	2 per bag/10 bags	.20
PTO Lock Pin (Round)	65773	65773-9	65864	65864-4	3/8	2	10	2 per bag/10 bags	.20
PTO Lock Pin (Square)	65774	65774-6	65865	65865-1	3/8	2	10	2 per bag/10 bags	.20
QR Pin Adapters	65775	65775-3	65866	65866-8	-	-	10	2 per bag/10 bags	.30
PTO QR Yoke Pin Assembly	65776	65776-0	65867	65867-5	-	-	10	2 per bag/10 bags	.30

## Miscellaneous Accessories

Description	Part #	UPC #	Pack	Wt. Ea.
Drill Drag Chain in Bag	65987	65987-0	10	1.6
Check Chain Clevis Assy. in Bag	65988	65988-7	10	0.4
Manifold Clamp Assy. in Bag	65989	65989-4	10	0.5
Manifold Clamp Casting in Bag	65996	65996-2	10	0.2
Cultivator Washer in Bag	65997	65997-9	10	0.2



# LIFT ARM PINS

## Forged Lift Arm Pins–AgWorks™ Formed from low carbon steel.

Adjustable



Forged



Description	Part Number	UPC 024595-	ASAE 209 Category (See pg. 8)	Pin Dia. (In.)	Thread Dia. (in.)	Forged/ Length (In.)	Std. Pack	Approx. Wt. Ea. (lbs.)
Adjustable	65750	65750-0	0	5/8	5/8	4	5	.40
Adjustable	65751	65751-7	1	7/8	7/8	5 5/16	5	1.1
Forged (1 3/4" Usable)	65752	65752-4	1	7/8	7/8	5 1/2	5	1.1
Adjustable, XL	65753	65753-1	1	7/8	7/8	6 1/4	5	1.3
Forged, XL (2 1/4" Usable)	65754	65754-8	1	7/8	7/8	6 1/2	5	1.3
Adjustable	65755	65755-5	1 to 2	1 1/8	7/8	5 3/16	5	1.4
Forged, (2 1/16" Usable)	65759	65759-3	1 to 2	7/8 & 1 1/8	1	8	5	1.9
Adjustable	65760	65760-9	2	1 1/8	1 1/8	6 1/4	5	2.3
Clevis (4 7/16" Usable)	65764	65764-7	2	1 1/8	-	6 1/2	5	1.8
Clevis (7 5/8" Usable)	65765	65765-4	2	1 1/8	-	9 1/4	5	2.9
Clevis (4 11/16" Usable)	65766	65766-1	3	1 1/16	-	6 1/2	5	2.9
Clevis (4" & 4 1/2" Usable)	65767	65767-8	2 & 3	1 1/8 & 1 1/16	-	9 1/4	5	3.4
Forged (1 3/4" Usable)	65756	65756-2	1 to 2	1 1/8	7/8	5 1/4	5	1.5
Forged, XL (2 1/4" Usable)	65757	65757-9	1 to 2	1 1/8	7/8	6 15/16	5	1.6
Forged (1 3/4" Usable)	65758	65758-6	2 to 1	1 1/8	7/8	5 3/4	5	1.8
Forged (1 3/4" Usable)	65761	65761-6	2	1 1/8	1 1/8	6 1/4	5	2.3
Forged (1 7/8" Usable)	65762	65762-3	2 to 3	1 1/16	1 1/8	5 7/8	5	3.0
Forged (2" Usable)	65763	65763-0	3	1 1/16	1 3/8	5 7/8	5	3.5

1-800-756-6656

# TOP LINK PINS



## Top Link Pins–AgWorks™

Part Number	UPC 024595-	ASAE 209 Category (See pg. 8)	Dia.	Usable Length	Overall Length	Standard Pack	Approx. Wt. Ea. (lbs.)
65740	65740-1	0	5/8	2 3/4	4 7/16	5	.4
65741	65741-8	1	3/4	2 3/4	4 1/2	5	.5
65742	65742-5	1	3/4	3 7/8	5 1/2	5	.6
65743	65743-2	1	3/4	4 3/4	6 3/8	5	.8
65744	65744-9	2	1	3 9/16	5 1/4	5	1.2
65745	65745-6	2	1	4 5/16	6	5	1.3
65748	65748-7	3	1 1/4	4 7/16	6 1/2	5	2.1
65747	65747-0	2	IH Top Link Pin			5	1.05
65478	65478-3	1	IH Top Link Pin			5	1.4



# BUSHINGS



## Quick Hitch Adaptor Bushings–AgWorks™

Part Number	UPC 024595-	ASAE 209 Category (See pg. 8)	I.D. (In.)	O.D. (In.)	Standard Pack	Approx. Wt. Ea. (lbs.)	
							65780
65780	65780-7	2-3	1 1/8	1 7/16	5	1.1	
65790	Roll Pin–Fits Quick Hitch Adapter Bushing					5	.13



## Top Link & Lift Arm Bushings–AgWorks™




Bulk Part Number	UPC# 024595-	Bagged Part # 2 pcs Bag	UPC# 024595-	ASAE 209 Category (See pg. 8)	I.D. (In.)	O.D. (In.)	Overall Length	STANDARD PACK		Approx. Wt. Ea. (lbs.)
								Bulk	Bag	
65800	65800-2	65851	65851-4	1-2	3/4	1	2	5 pcs.	2 per bag/5bags	.125
65801	65801-9	65852	65852-1	1-2	3/4	1	1 5/8	5 pcs.	2 per bag/5bags	.125
65802	65802-6	65853	65853-8	2-3	1	1 1/4	2	5 pcs.	2 per bag/5bags	.24
65803	65803-3	65854	65854-5	1-2	7/8	1 1/8	1 3/4	5 pcs.	2 per bag/5bags	.19
65804	65804-0	65855	65855-2	1-2	7/8	1 1/8	1 3/8	5 pcs.	2 per bag/5bags	.18
65805	65805-7	65856	65856-9	2-3	1 1/8	1 7/16	1 3/4	5 pcs.	2 per bag/5bags	.28
65806	65806-4	65857	65857-6	2-3	1 1/8	1 7/16	2 3/4	5 pcs.	2 per bag/5bags	.50
65807	65807-1	65858	65858-3	2-3	1 1/8	1 7/16	3 1/4	5 pcs.	2 per bag/5bags	.52
65808	65808-8	65859	65859-0	2-3	1 1/8	1 7/16	2 1/2	5 pcs.	2 per bag/5bags	.44

1-800-756-6656

## Top Links - Forged-AgWorks™

Description	Part Number	UPC 024595-	ASAE 209 Category (See pg. 8)	Pin Holes (In.)	Thread Dia. (in.)	Overall Body (In.)	Forged Hole Ctrs. (In.)	Std. Pack	Approx. Wt. Ea. (lbs.)
Standard Top Link	65820	65820-0	0	5/8	3/4	7 1/2	10 3/4...16 3/8	1	2.9
Standard Forged Top Link	65821	65821-7	1	3/4	1 1/8	13	17 1/2...26	1	7.7
Standard Forged Top Link	65822	65822-4	1	3/4	1 1/8	16	20 1/2...29	1	8.4
Economy Forged Top Link	65823	65823-1	1	3/4	1 1/8	16	20 1/2...29	1	7.6
Standard Forged Top Link	65824	65824-8	1	3/4	1 1/8	20	24 1/2...33	1	9.1
Standard Forged Top Link	65825	65825-5	1 & 2	3/4	1 1/8	16	20 3/4...31	1	9.4
Standard Forged Top Link	65826	65826-2	1 & 2	3/4	1 1/8	20	24 3/4...35	1	10.1
Standard Forged Top Link	65827	65827-9	2	1	1 1/8	13	18...27 3/4	1	9.1
Standard Forged Top Link	65829	65829-3	2	1	1 1/8	16	21...33	1	10.4
Economy Forged Top Link	65830	65830-9	2	1	1 1/8	16	21...33	1	9.8
Standard Forged Top Link	65831	65831-6	2	1	1 1/8	20	25...37	1	11.1
HD Forged Top Link	65832	65832-3	2	1	1 1/4	15	20 1/2...31 1/2	1	14.9
HD Forged Top Link	65833	65833-0	2	1	1 1/4	19	24 1/2...35 1/2	1	15.9
HD Forged Top Link	65834	65834-7	3	1 1/4	1 3/8	19	25 1/2...36 1/2	1	23.0
Std Forged Top Link	65835	65835-4	1 & 2			Adjusting Rod		1	.5
Std Forged Top Link	65836	65836-1	1 & 2		1 1/8	Adjustable Locking Collar			.2



## Top Link Replacement Ends-AgWorks™

Description	Part Number	UPC 024595-	ASAE 209 Category (See pg. 8)	Pin Holes Dia. (In.)	Thread Dia. (In.)	Standard Pack	Approx. Wt. Ea. (lbs.)
LH Forged Top Link Replacement Ends	65840	65840-8	1	3/4	1 1/8	5	2.4
RH Forged Top Link Replacement Ends	65841	65841-5	1	3/4	1 1/8	5	2.4
LH Forged Top Link Replacement Ends	65842	65842-2	2	1	1 1/8	5	3.0
RH Forged Top Link Replacement Ends	65843	65843-9	2	1	1 1/8	5	3.0
HD Forged LH Top Link Replacement Ends	65844	65844-6	2	1	1 1/4	1	5.5
HD Forged RH Top Link Replacement Ends	65845	65845-3	2	1	1 1/4	1	5.5
HD Forged LH Top Link Replacement Ends	65846	65846-0	3	1 1/4	1 3/8	1	5.5
HD Forged RH Top Link Replacement Ends	65847	65847-7	3	1 1/4	1 3/8	1	5.5

1-800-756-6656



# STABILIZER PARTS



## Stabilizer Pins–AgWorks™ Formed from low carbon steel.

65870

Description	Part Number	UPC 024595-	Pin Holes (Dia.)	Thread Dia. (In.)	Standard Pack	Approx. Wt. Ea. (lbs.)
Stabilizer Pin (2 <sup>7</sup> / <sub>8</sub> Overall)	65870	65870-5	7/8	5/8	5	.3
Pin Only	65871	65871-2	7/8		5	.1
Stabilizer Pin (2 <sup>7</sup> / <sub>8</sub> Overall)	65872	65872-9	7/8	5/8	5	.35
Pin Only	65873	65873-6	7/8		5	.1
Stabilizer Pin (3 <sup>1</sup> / <sub>8</sub> Overall)	65874	65874-3	7/8	5/8	5	.4



## Stabilizer Arms–AgWorks™

Description	Part Number	UPC 024595-	ASAE 209 Category (See pg. 8)	Pin Holes (Dia.)	Centers (In.)	Standard Pack	Approx. Wt. Ea. (lbs.)
Flat Stabilizer Bar 3/8 x 1 3/4	65880	65880-4	1	7/8	31 <sup>9</sup> / <sub>16</sub>	1	6.0
Flat Stabilizer Bar 3/8 x 1 3/4	65881	65881-1	1	7/8	33 <sup>1</sup> / <sub>86.4</sub>	1	6.4
Flat Stabilizer Bar 3/8 x 1 3/4	65882	65882-8	1	7/8	31 <sup>1</sup> / <sub>87</sub> & 34 <sup>3</sup> / <sub>4</sub>	1	7.0
Stabilizer Arm (Adjustable)	65883	65883-5	1	7/8	27 <sup>1</sup> / <sub>2</sub> ...35	1	6.5
Stabilizer Arm Bracket	65884	65884-2	1	Fits Kits RH/LH 5/8 Centers		1	3.7
Stabilizer Kit (Contains 2 ea. of: 65880, 65872, 65844 and 65937)	65875	65875-0	1			1	20.3
Stabilizer Kit (Contains 2 ea. of: 65881, 65872, 65844 and 65937)	65876	65876-7	1			1	20.8



65883



65880



65884

# DRAWBARS



## Drawbars–AgWorks™ Formed from medium carbon steel. Painted black.

Part Number	UPC 024595-	ASAE 209 Category (See pg. 8)	Spacing	No. of Holes	Hole Dia. (In.)	Pin Dia. (In.)	Thickness (In.)	Width	Standard Pack	Approx. Wt. Ea. (lbs.)
65908	65908-5	0	20"	7	5/8	5/8	5/8	2	1	6.8
65900	65900-9	1	20"	7	3/4	7/8	1	2 1/2	1	13.5
65901	65901-6	1	26"	11	3/4	7/8	1	2 1/2	1	16.5
65902	65902-3	2	26"	11	3/4	1 1/8	1 1/4	3	1	27.0
65903	65903-0	2	32"	13	3/4	1 1/8	1 1/4	3	1	33.0



65900

1-800-756-6656





# RATCHET JACK & CYLINDER PIN KIT

## Ratchet Jack–AgWorks™

Description	Part Number	UPC 024595-	Thread Dia. (In.)	Centers	Standard Pack	Approx. Wt. Ea. (lbs.)
Ratchet Jack	65904	65904-7	1¼	20...28	1	14.0



## Hydraulic Cylinder Pin Kits–AgWorks™

Part Number	UPC # 024595-	Description	Standard Pack	Approx. Wt. Ea. (lbs.)
65905	65905-4	1" Dia. x 3½ Long Pin for Ratchet Jack Clevis 2¾ Usable Length, Includes 2 Clips	5	.7
65906	65906-1	1" Dia. x 3¾ Long Pin for Ratchet Jack Clevis 3¼ Usable Length, Includes 2 Clips	5	.8
65907	65907-8	Clip Only; Fits 1" Pin Dia. for Ratchet Jack Clevis	5	.002



65906



# WELD-ON BALL SOCKETS

## Forged Weld On Ball Sockets–AgWorks™

Description	Part Number	UPC # 024595-	ASAE 209 Category (See pg. 8)	Type	Standard Pack	Approx. Wt. Ea. (lbs.)
¾"	65910	65910-8	1	Top Link	5	.9
1"	65911	65911-5	2	Top Link	5	1.4
7/8" Straight	65912	65912-2	1	Lift Arm	5	1.7
1½" Straight	65913	65913-9	2	Lift Arm	5	2.8
17/16" Straight	65914	65914-6	3	Lift Arm	5	3.0
7/8" Bent	65915	65915-3	1	Lift Arm	5	2.0
1½" Bent	65916	65916-0	2	Lift Arm	5	2.7



# REPLACEMENT BALLS

## Replacement Balls - All Makes–AgWorks™

Description	Part Number	UPC # 024595-	ASAE 209 Category (See pg. 8)	Pin Hole Dia. (In.)	O.D. (In.)	Standard Pack	Approx. Wt. Ea. (lbs.)
Ford Lift Arm Replacement Ball	65920	65920-7	1	7/8	2¼	5	1.2
Ford Lift Arm Replacement Ball	65921	65921-4	2	1½	2¼	5	1.2
Ford Lift Arm Narrow Repl. Ball	65922	65922-1	2	1½	2¼	5	.5
Deere & Oliver Top Link Repl. Ball	65923	65923-8	1	¾	2	5	.5
Deere & Oliver Top Link Repl. Ball	65924	65924-5	2	1	2	5	.5
Oliver Lift Arm Replacement Ball	65925	65925-2	2	1½	2	5	.8



1-800-756-6656

# LIFT ARM & LEVELING ASSEMBLY



## Lift Arm and Leveling Assembly–AgWorks™

Description	Part Number	UPC 024595-	Pin Holes Dia. (In.)	Ball Centers	Std. Pack	Approx. Wt. Ea. (lbs.)
Lift Arm (ASAE 209 Cat.1 See pg.8)	65850	65850-7	7/8	31 3/4	1	10.8
Lift Arm Leveling Assembly	65860	65860-6			1	6.6



65850

# STAY STRAPS



## Stay Straps–AgWorks™

Description	Part Number	UPC 024595-	Standard Pack	Approx. Wt. Ea. (lbs.)
Lower Stay Strap	65890	65890-3	1	3.0
Upper Stay Strap	65891	65891-0	1	3.0



65890



65891

# TOP LINK BALL SOCKETS



## Top Link Ball Sockets–Yellow Chromated–AgWorks™

Description	Part Number	UPC # 024595-	ASAE 209 Category (See pg. 8)	Pin Hole Dia. (In.)	Bore (In.)	Sleeve Width (In.)	Sleeve O.D. (In.)	Std. Pack	Approx. Wt. Ea. (lbs.)
Standard Duty	65610	65610-7	0	5/8	1	3/4	2	5	.6
Standard Duty	65611	65611-4	1	3/4	1 1/8	3/4	2	5	.6
Heavy Duty	65612	65612-1	1	3/4	1 1/8	7/8	2 1/8	5	.7
Extra Heavy Duty	65613	65613-8	1	3/4	1 1/8	7/8	2 3/8	5	.9
Standard Duty	65614	65614-5	1 & 2	3/4 & 1	1 1/2 & 1 1/4	7/8	2 3/8	5	.6
Standard Duty	65615	65615-2	2	1	1 3/4	7/8	2 3/8	5	.8
Standard Duty	65616	65616-9	2	1	1 1/4	7/8	2 3/8	5	.8
Heavy Duty	65617	65617-6	2	1	1 3/4	7/8	2 3/4	5	1.8
Standard Duty	65618	65618-3	2	1	1 3/32	7/8	2 3/8	5	.7
Standard Duty	65619	65619-0	3	1 1/4	1 3/4	1 9/32	3 1/8	5	1.8



65615

# LIFT ARM BALL SOCKETS



## Lift Arm Ball Sockets–Yellow Chromated–AgWorks™

Description	Part Number	UPC # 024595-	ASAE 209 Category (See pg. 8)	Pin Hole Dia. (In.)	Bore (In.)	Sleeve Width (In.)	Sleeve O.D. (In.)	Std. Pack	Approx. Wt. Ea. (lbs.)
Standard Duty	65671	65671-8	0	5/8	1	3/4	2	5	.6
Standard Duty	65672	65672-5	1	7/8	1 1/8	7/8	2 3/8	5	.9
Extra Heavy Duty	65673	65673-2	1	7/8	1 1/8	7/8	2 3/4	5	.9
Heavy Duty	65674	65674-9	1 & 2	7/8 & 1 1/8	1 3/4	1 3/16	2 3/8	5	1.4
Extra Heavy Duty	65675	65675-6	1 & 2	7/8 & 1 1/8	1 3/4	1 3/8	2 3/4	5	1.7
Standard Duty	65676	65676-3	2	1 1/8	1 1/16	1 7/8	2 3/8	5	.8
Heavy Duty	65677	65677-0	2	1 1/8	1 3/4	1 1/4	2 3/4	5	1.6
Extra Heavy Duty	65678	65678-7	2	1 1/8	1 3/4	1 3/8	3 1/8	5	1.9
Standard Duty	65679	65679-4	3	1 1/16	1 3/4	1 11/32	3 1/2	5	2.4



65674

1-800-756-6656

# COUNTERTOP MERCHANDISERS



## Solid Handle Hitch Pin Merchandisers



### 65809 Merchandiser -AgWorks™

(Complete) UPC Code: 024595-65809-5

Part Number	UPC 024595-	Dia. (in.)	Usable Length	Qty.	Approx. Wt. Ea. (lbs.)
65600	65600-8	1/2	3 5/8	5	0.6
65602	65602-2	5/8	5 1/2	5	1.2
65603	65603-9	3/4	4	5	1.1
65604	65604-6	3/4	6 1/2	5	1.6
65605	65605-3	7/8	6 1/2	5	1.9
65606	65606-0	1	7 1/2	5	2.7

Countertop display system featuring the AgWorks™ Solid Handle Hitch Pins with orange PVC coated handle and black body.

### M3010N Merchandiser -Big Orange® (Complete)

Part Number	UPC 043927-	Pin Qty.	Pin Dia. (in.)	Useable Length (in.)	Replaces Big Orange #
M1196E	46047-2	5	1/2	3 1/2	M1190
M1201E	46065-6	5	5/8	3 3/4	M1200
M1206E	46148-0	5	3/4	4	M1205, M1206
M1221E	46197-4	5	3/4	6 1/4	M1221
M1226E	46225-4	5	7/8	6 1/2	M1226
M1231E	46274-2	4	1	6 3/4	M1231

Countertop display system featuring the Big Orange® E-Grip™ Hitch Pins.

## Cold Formed Hitch Pin Merchandisers—AgWorks™

### 65810 Merchandiser (Complete)

UPC Code: 024595-65810-1



The 65810 Merchandiser (pictured at left) includes 5 each of hitch pin numbers 65650, 65652, 65654, 65656, 65658, and 65662. (See page 3 for detail information on part numbers.)

The 65811 Merchandiser (pictured at right) includes 5 each of hitch pin numbers 65651, 65653, 65655, 65657, 65660, and 65663. (See page 3 for detail information on part numbers.)

Countertop displays featuring our Cold Formed Hitch Pin offering. All pins are yellow chromate finished.

### 65811 Merchandiser (Complete)

UPC Code: 024595-65811-8



1-800-756-6656

# COUNTERTOP MERCHANDISERS


## Universal Linkage Pins Merchandiser–AgWorks™

**65812** Merchandiser (Includes Display Stand and Merchandiser 65812)

UPC Code: 024595-65812-5



Crafted in India to CM specifications



The **65812** merchandiser includes five each of the following linkage pins:

Top Link Pin Numbers **65741**, **65742**, **65744** and **65745**. See page 12 for detail information on Top Link Pins.

Lift Arm Pin Numbers **65751**, **65752**, **65753**, **65754**, **65755**, and **65759**. See page 11 for detail information on Lift Arm Pins.

## Linch Pin Merchandiser–AgWorks™

**65819** Merchandiser Box (Complete) UPC Code: 024595-65819-4

The **65819** countertop merchandiser box includes 150 7/16" Linch Pins.

See page 8 for detail information on Linch Pins.



## Hair Pin Merchandiser–AgWorks™

**65848** Merchandiser (Complete) UPC Code: 024595-65848-4

The **65848** countertop merchandiser includes 100 pcs. 1/8" Hair Pins; 50 each of 5/32", 3/16" and 1/4" Hair Pins.

See page 7 for detail information on Hair Pins.



1-800-756-6656

# MERCHANDISERS

## Farm Center Merchandisers

DESCRIPTION	Part #	#65887 Quantity	#65888 Quantity	#65889 Quantity	#65886 Quantity
3/8" FARM CLEVIS	65632	2	2		
3/8" FARM CLEVIS	M1648			2	2
7/16" FARM CLEVIS	65633	2	2		
7/16" FARM CLEVIS	M1649			2	2
1/2" FARM CLEVIS	65634	2	2		
1/2" FARM CLEVIS	M1650			2	2
5/16" UTILITY CLEVIS	65641	2	2		
5/16" UTILITY CLEVIS	M1547			2	2
3/8" UTILITY CLEVIS	65642	2	2		
3/8" UTILITY CLEVIS	M1548			2	2
7/16" UTILITY CLEVIS	65643	2	2		
7/16" UTILITY CLEVIS	M1549			2	2
3/4" TWIST CLEVIS	65621	2	2		
3/4" TWIST CLEVIS	M8234			2	2
7/8" TWIST CLEVIS	65622	2	2		
7/8" TWIST CLEVIS	M8078			2	2
7/8" L TWIST CLEVIS	65623	2	2		
7/8" L TWIST CLEVIS	M8278			2	2
3/4" STRAIGHT CLEVIS	65991	2	2		
3/4" STRAIGHT CLEVIS	M8134			2	2
7/8" STRAIGHT CLEVIS	65992	2	2		
7/8" STRAIGHT CLEVIS	M8878			2	2
7/8" L STRAIGHT CLEVIS	65993	2	2		
7/8" L STRAIGHT CLEVIS	M8178			2	2
1/2" TRACTOR DRAWBAR HOOK	65959	2	2		
1/2" TRACTOR DRAWBAR HOOK	M834			2	2
3/4" GENERAL PURPOSE CLEVIS	65958	2	2		
3/4" GENERAL PURPOSE CLEVIS	M465			2	2
1/2" HITCH PINS	65600	2		2	
1/2" HITCH PINS	M1195		2		2
5/8" HITCH PINS	65601	2		2	
5/8" HITCH PINS	M1200		2		2
3/4" x 4" HITCH PINS	65603	2		2	
3/4" x 4" HITCH PINS	M1205		2		2
3/4" x 6 1/2" HITCH PINS	65604	2		2	
3/4" X 6 1/2" HITCH PINS	M1220		2		2
3/8" THRIFTY HITCH PINS	65549	2	2	2	2
1/2" THRIFTY HITCH PINS	65650	2	2	2	2
5/8" THRIFTY HITCH PINS	65652	2	2	2	2
3/4" THRIFTY HITCH PINS	65656	2	2	2	2

22" x 45" backer with universal pegboard slots.



1-800-756-6656

# FENCE TOOLS

## Post Driver—with Handles

Part Number	UPC#	Length (In.)	Pipe		Approx. Wt. Ea. (Lbs.)
			Inside Dia. (In.)	Standard Pack	
47141	081767-47141-8	32	2	2	16
16511	024595-16511-1	32	2½	Bulk (50)	16
16512	024595-16512-8	36	2½	Bulk (50)	21



Manufactured from strong steel tubing for extra-long life and are easy to use.

Painted bright red to prevent rust.

Heavy steel plugs for maximum driving effect.

Great for home, farm, and ranch use.




## Wire Stretcher / Splicer

Part Number	UPC #	Standard Pack	Approx. Wt. Ea. (Lbs.)
12372	024595-12372-2	1	8

Fence Stretcher equipped with extra strength handle and double rivets. Makes stretching and splicing fence materials an easy chore. Heavy duty construction, while weighing only 8 lbs.

Make a loop at both ends of wire and attach stretcher. Apply tension and splice in extra piece of barbed wire. Stretches post-to-post.


Finish: Painted red.



## Wire Stretcher

Part Number	UPC #	Standard Pack	Approx. Wt. Ea. (Lbs.)
12365	024595-12365-4	1	4

Used for stretching and repairing barbed or smooth wire, post to post, tree to tree. Hardened steel wire grip with swivel and 36" handle. Accommodates 8 gauge wire or smaller. Fast one man operation.



12365



## Wire Grips

Wire Grips are made of durable malleable iron, with positive gripping surface. Used for stretching all types of wire. Painted red.



12373



12375



12376

Part Number	UPC#	Description	Std. Pack	Approx. Wt. Ea. (Lbs.)
12373	12373-9	Swivel (51DT)	10	1.1
12375	12375-3	#23	10	.50
12376	12376-0	Standard #25	10	.78



**WARNING**

Improper use or care of fence tools can result in bodily injury or property damage.

To Avoid Injury:

- Wear personal eye and hand protective equipment.
- Inspect item before use for obvious damage.
- Read and follow all instructions supplied with item.

1-800-756-6656



# FENCE TOOLS

## Fence Stretcher-Clamp

Part Number	UPC	Pcs. per Carton	Approx. Wt. Ea.
12385	024595-12385-2	Bulk	16 Lbs.
<b>CHAIN STRETCHER</b>			
15460	15460-3	1	4 Lbs.



The 12385 provides a uniform pull over the entire width of fencing material. Components are forged from high tensile steel for maximum strength.



G30 Chain Assembly  
1/4" x 18"  
Double leg on Ring  
Sling Hooks  
BP to BP = 25"

## One-Man Stretcher - Malleable

22" I-beam handle and double ratchet and grip for use with 8 gauge wire or smaller. Malleable iron with a shorter pull range. Ratchet type grip jaws and grip are not constructed of hardened steel.



Part Number	UPC	Handle Length	Handle	Approx. Wt. Ea. (Lbs.)
12366	12366-1	22 In.	Malleable	3.25



**WARNING**

Improper use or care of fence tools can result in bodily injury or property damage.

To Avoid Injury: • Wear personal eye and hand protective equipment. • Inspect item before use for obvious damage. • Read and follow all instructions supplied with item.



**WARNING**

Improper use of Hoists can result in injury.

To Avoid Injury: • Read and carefully follow all instructions before operating the hoist. • When using as a hoist, make sure the work area is free and clear of spectators. Do not use to lift people or loads over people. • Do not use a "cheater" pipe or other device to lengthen the handle for additional leverage. This will cause it to bend or break, thereby destroying the tool. • Do not operate the hoist with frayed, kinked, twisted or damaged cable. • Always maintain a minimum of one full wrap of the cable around the drum. • Do not release the handle until the load is off of the handle. Always keep tension on the cable anytime you are releasing or winding the cable. • Always know how much you are lifting. **DO NOT OVERLOAD.** Never exceed the rated capacity as shown on the hoist. • Do not wrap cable around any object and hook it back on itself or pull cable over or around a corner. • If possible, use an adequate sling, eyebolt or other accessory attached to the load to be pulled or lifted. Always make sure there is positive engagement of the hoist hook to the load. • The load should be in a straight line, hook to hook. • Hands and clothing should be kept clear of the drum, the pawl and the cable.

# HOISTS

## Rope Hoists

These rope hoists feature steel blocks, steel sheaves and wire formed steel swivel hooks top and bottom. Hoists will lock the load at any height and have self-locking block tackles for light duty lifting.


Part Number	UPC	Rope Size (In.)	Rope Length (Ft.)	Working Load Limit (Lbs.)	Pcs. per Carton	Approx. Wt. Ea. (lbs.)
12353 #13B	12353-1	3/8	50	300	1	4.9
12354 #12B	12354-8	1/2	50	750	1	7.5
12355 #13	12355-5	N/A	N/A	300	1	3.5
12356 #12	12356-2	N/A	N/A	750	1	5.7

12353



## Hoist Stretchers

#12368 is equipped with 16 feet of 3/8" sisal rope and 30 inches of chain. Also equipped with a positive action locking device. Can be used for light duty hoisting. #12369 is equipped with four pulleys and swivels. Two pulleys included in each block. Furnished with 24 feet of 1/2" polypropylene rope and 30 inches of chain for anchoring to post.



12368

Part Number	UPC	Rope Size x Length	Sheaves	Working Load Limit (Lbs.)	Pcs. per Carton	Approx. Wt. Ea. (lbs.)
12368 #44	12368-5	3/8 x 16	4	250	1	4.3
12369 #88	12369-2	1/2 x 24	4-Heavy	250	1	7.4

1-800-756-6656

# TRUCK & TRAILER

## Stake Pockets - Steel

Tapered pattern. For use on utility trailers, pick up trucks and similar vehicles. Painted black.

Part Number	UPC#	Size Opening (In.)	Pack	Approx. Wt. Ea. (Lbs.)
11300	11300-6	1½ x 3"	50	.69



## Stake Fasteners - Steel

Fasteners and fittings for use on utility trailers, pick up trucks and similar vehicles. Painted black.

Description	Part Number	UPC#	Size (In.)	Bolt Size (In.)	Pkg. Qty.	Approx. Wt. Ea. (Lbs.)
Left Corner	11307	11307-5	¾ x 2½	¼	25	1.125
Right Corner	11308	11308-2	¾ x 2½	¼	25	1.125
Left Stake	11309	11309-9	¾ x 2½	¼	25	1.125
Right Stake	11310	11310-5	¾ x 2½	¼	25	1.125



11308



11309



11310

## Western Gate Lock

One unit can be used for either right hand or left hand side. Also known as Steel Stake Rack Connectors. Painted black.

Item Number	UPC #	Bolt size (In.)	Size (In.)	Approx. Wt. Ea. (Lbs.)	Description	Pack
11330	11330-3	¾ x 2½	¼	.40	Stake Rack Connector	10
11331	11331-0	¾ x 2½	¼	.40	Stake Rack Connector (Corner)	10



11330

## Box Rod Nuts

Handle is offset for easy grip and safety. Excellent for wagon body boxes and utility trailers as well as pickup truck body extensions. Also known as swing tail nuts.

Item Number	UPC #	Size (In.)	Threads (In.)	Approx Wt. Per 100 pcs. (Lbs.)	Pack
11316	11316-7	¾	16	19	25
11317	11317-4	7/16	14	18	25
11318	11318-1	½	13	22	25
11319	11319-8	5/8	11	21	25
11320	11320-4	¾	10	19	25



11316

## Hitch Balls

Description	For Trailer GVW Not to Exceed	Part Number	UPC 024595-	Ball Size	Standard Pack	Approx. Wt. Ea. (lbs.)
Class 1*	2,000 lbs.	66723	66723-3	1⅞	5	1.6
Class 2*	3,500 lbs.	66724	66724-0	2	5	2.4
Class 3*	5,000 lbs.	66725	66725-7	2	5	2.9
Counter Assortment 3 Each Size)		66726	66726-4		1	20.7

\*Per SAE J684



1-800-756-6656

# TRUCK & TRAILER

## Tarp Hooks

Tarp and rope hooks for trucks and campers for lacing tarpaulins and ropes quickly and easily.

Item Number	UPC #	Size	Finish	Approx. Wt. Ea. (Lbs.)	Pack
57311	081767-	3/8 x 3 1/2	Zinc	.15	20
57381▲	57381-5	3/8 x 3 1/2	Zinc	.15	20
57301	57301-3	1/4 x 2	Zinc	.08	20

▲ = Shelf Pack w/UPC Tag on each piece



57311 Front and Side View

# MISCELLANEOUS

## Well Wheels

Great for lifting water from wells or securing hay into loft. Finish: Painted Red

Part Number	UPC#	Rope Size (In.)	WLL (Lbs.)	Pcs. Per Box	Approx. Wt. Each (Lbs.)
13405	13405-6	5/8	250	1	5.6
13406	13406-3	3/4	250	1	7.2



13405

**! WARNING !**  
Improper use or care of wheels can result in bodily injury or property damage.

## Gin Wheel

Used for light duty hoisting operations up to 1,000 lbs. Finish: Painted Red

Part Number	UPC#	Rope Size (In.)	WLL (Lbs.)	Pcs. Per Box	Approx. Wt. Each (Lbs.)
13403	13403-2	3/4 - 1	1000	1	13.8



13403

To Avoid Injury:  
• Use only to lift items weighing up to Working Load Limit.  
• Do not use to lift people or loads over people.

## Dinner Bells

Bells come complete with hardware for assembly and mounting. Aluminum casting. Finish: Black Primer Coated

Part Number	UPC#	Diameter (In.)	Description	Pcs. Per Box	Approx. Wt. Each (Lbs.)
18571▲	18571-2	6.5	Side Mount	1	2
18572▲	18572-9	8.8	Post Mount	1	6



18572



18571

▲ = Shelf Pack w/UPC Tag on each piece

## Tampers

Square, ribbed tampers for lawn, factory, asphalt, concrete and a variety of other work areas. These tampers are sturdy and rugged, they feature an iron plate and a 44" wooden handle. Finish: Painted Red.

Part Number	UPC#	Plate Size (In.)	Handle Length (In.)	Pcs. Per Box	Approx. Wt. Each (Lbs.)
16503N	16503-6	8 x 8	44	1	26
16504N	16504-3	10 x 10	44	1	32
16505N	16505-0	N/A	Handle Only	1	2

Note: No warranty on wooden handles.



Close Up of Tamper



16503N

1-800-756-6656



Columbus McKinnon Corporation  
Consumer Products Group  
140 John James Audubon Parkway  
Amherst, NY 14228-1197  
Toll free: 866-221-4167 or fax 716-689-5644  
[www.cmconsumer.com](http://www.cmconsumer.com)

Other Consumer Products Group locations:

Consumer Products Group/Dixie Industries  
3510 North Orchard Knob  
Chattanooga, TN 37406-7600  
800-756-6656 or fax 800-374-2329

Columbus McKinnon Ltd.  
Canadian Consumer Products  
140 John James Audubon Parkway  
Amherst, NY 14228-1197  
Toll free: 800-263-1997 or fax 800-603-0011