

For more information contact:
American Crane & Equipment Corp.
Authorized Distributor
Tel: 877-877-6776 Fax: 610-385-3191
sales@americancrane.com www.americancrane.com

GORBEL®
A CLASS ABOVE
www.gorbel.com



CRANES

GANTRY CRANES

- CAPACITIES: Up to 5 tons
- SPANS: Up to 30'
- TRACKS: Steel
- OPTIONS: Fixed or Adjustable

Material Handling Solutions For Your Unique Applications

Since 1977, Gorbel has been an innovator and leader of lifting loads in a work cell. Gorbel began as a manufacturer of Gantry Cranes and manually or power operated Jib Cranes, including wall bracket, wall cantilever, free standing, and mast type models.

In 1986, Gorbel added a line of Work Station Cranes, which addressed the trend for safe, productive, ergonomic solutions for overhead material handling operations. Gorbel[®] ergonomic Work Station Cranes can span up to 30 feet and lift capacities between 150 and 4000 lbs.

Today, with the various configurations of Gantry, Jib and Work Station Cranes, Gorbel has the solutions to almost any work cell lifting application. We are dedicated to increasing quality and customer service standards to exceed our customers' positive expectations. Gorbel takes pride in on-time, error-free shipments as well as the industry's best product warranty—5 years on most products.

GORBEL[®]
A CLASS ABOVE

Mobile Material Handling

Gorbel's Fixed and Adjustable Height Steel Gantry Cranes provide an economical way to lift materials anywhere in a facility. The wheels enable you to move the gantry around your facility. This is a more cost-effective lifting solution for areas of infrequent lifts than a more expensive permanent structure. Our heavy duty end frame design with square tubing uprights, knee braces and channel base provides stable lifting and movement.

Why Choose A Gorbel[®] Gantry?

Ease of Movement

- The non-marking, durable phenolic casters provide low rolling resistance for easy movement.
- The phenolic wheels roll smoothly, even over rough floor surfaces, and can withstand water, oil and most other chemicals.

Safety

- The bolted beam to upright connection ensures that beam does not dislodge.
- Pre-engineered for use with powered hoists. A factor of 15% of the crane capacity is allowed for the hoist and trolley weight with an additional 25% of the capacity allowed for impact, thus giving maximum capacity use of the crane. Therefore, if it's rated for 1000#, it can safely lift 1000# without having to worry about hoist weight or impact.



Gorbel[®] Fixed Height Gantry Cranes are available in spans up to 30' and capacities up to 5 ton.



Our Adjustable Steel Gantry Cranes provide the most flexible lifting solution of any style gantry crane. The Adjustable Gantry can be moved to almost any location and can be easily adjusted to provide different lifting heights.

Adders and Optional Accessories for Gantry Cranes

Casters

For all series, our molded phenolic casters with steel core are standard. We offer a variety of other caster options.

Options for 1-2 ton Gantry Cranes:

- Urethane Casters with or without Cam Brake
- Four Position Swivel Locks
- Steel V-Groove Rigid Body
- Steel V-Groove Rigid Body with Cam Brake

Options for 3-5 ton Gantry Cranes:

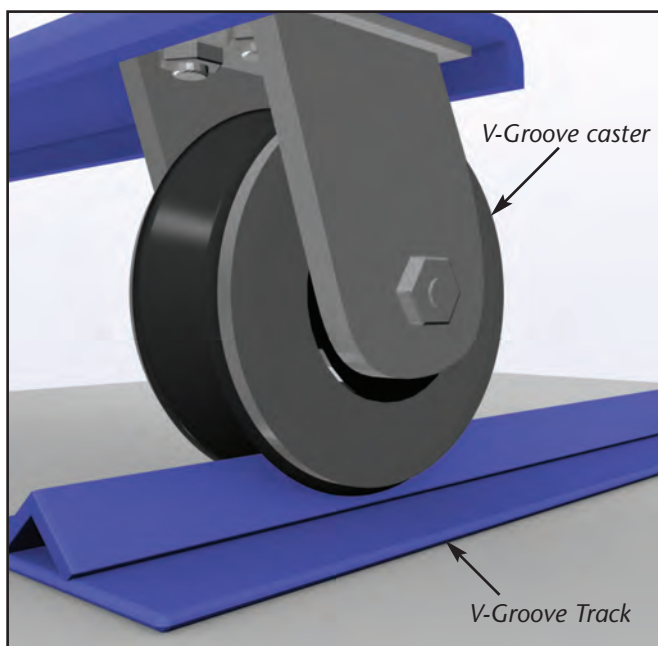
- Urethane Casters with or without Cam Brake
- Four Position Swivel Locks without Cam Brake
- Steel V-Groove Rigid Body

End Stops

End stops are used to limit the travel of the trolley on the beam. They are available in spans of 8', 10', 12', 15', 20', 25', and 30' for all standard designs.

Fixed Length V-Groove Track

Do you need your Gantry Crane to travel in a fixed path? With our fixed length V-Groove Track, your Gantry Crane will run in a straight line every time. Choose from our single pin (one aligning pin at one end and nothing on the other for mounting to another V-Groove track) or dual pin (aligning pins at both ends) tracks in standard lengths of 10' or 20'.



Nine Reasons to Choose Gorbel® Cranes

Industry's Best Warranty

5 years on all Manual Cranes.

Industry's Best Delivery

5-Day Shipments are available for all standard manually operated cranes. 2- or 3-day service is also available for a premium.

Multiple Shipping Points

With multiple manufacturing facilities, we ship from the closest plant. This lowers freight costs and reduces shipping damage.

Ease of Installation

All components are built and assembled with jigs and fixtures which ensure easy installation.

Ease of Operation

Our cranes were engineered to be easy to position and easy to operate. This helps reduce injuries and increase productivity.

Versatility

Gorbel makes a complete line of crane systems to meet your individual needs.

Safety

All cranes are pre-engineered for powered hoist operation—with a factor of 15% of the crane capacity for the combined weight of the hoist and trolley and an additional factor of 25% of the crane capacity for the impact of powered hoists.

"If It's Late, We Pay the Freight"

When delivery is critical, you can depend on Gorbel. Upon request, we will guarantee your crane will be ready for shipment on the promised date or we will pay the freight.

Local Representation

Gorbel® Cranes are sold and serviced by a nationwide network of dealers that provide material handling solutions suited to your needs and your budget.



The Mobile Solution

Gorbel's Fixed Height Steel Gantry Cranes provide an economical way to lift materials anywhere in a facility. Our heavy duty end frame design with square tubing uprights, knee braces, and channel base provides stable lifting and movement.

CAP. IN TONS	HUB (B)	SPAN (A)	MODEL NUMBER	OAH (C)	CLEAR SPAN (D)	I-BEAM DEPTH (W)	TREAD (E)
1	10'	8'	FG-1-10-8	10' 6"	6' 11-1/4"	6"	78"
	12'	8'	FG-1-12-8	12' 6"	6' 11-1/4"	6"	78"
	15'	8'	FG-1-15-8	15' 6"	6' 11-1/4"	6"	78"
	20'	8'	FG-1-20-8	20' 6"	6' 10-1/4"	6"	78"
	10'	10'	FG-1-10-10	10' 6"	8' 11-1/4"	6"	78"
	12'	10'	FG-1-12-10	12' 6"	8' 11-1/4"	6"	78"
	15'	10'	FG-1-15-10	15' 6"	8' 11-1/4"	6"	78"
	20'	10'	FG-1-20-10	20' 6"	8' 10-1/4"	6"	78"
	10'	12'	FG-1-10-12	10' 6"	10' 11-1/4"	6"	78"
	12'	12'	FG-1-12-12	12' 6"	10' 11-1/4"	6"	78"
	15'	12'	FG-1-15-12	15' 6"	10' 11-1/4"	6"	78"
	20'	12'	FG-1-20-12	20' 6"	10' 10-1/4"	6"	78"
	10'	15'	FG-1-10-15	10' 8"	13' 11-1/4"	8"	78"
	12'	15'	FG-1-12-15	12' 8"	13' 11-1/4"	8"	78"
	15'	15'	FG-1-15-15	15' 8"	13' 11-1/4"	8"	78"
	20'	15'	FG-1-20-15	20' 8"	13' 10-1/4"	8"	78"
	10'	20'	FG-1-10-20	10' 10"	18' 11-1/4"	10"	78"
	12'	20'	FG-1-12-20	12' 10"	18' 11-1/4"	10"	78"
	15'	20'	FG-1-15-20	15' 10"	18' 11-1/4"	10"	78"
	20'	20'	FG-1-20-20	20' 10"	18' 10-1/4"	10"	78"
10'	25'	FG-1-10-25	11' 0"	23' 9-1/4"	12"	78"	
12'	25'	FG-1-12-25	13' 0"	23' 9-1/4"	12"	78"	
15'	25'	FG-1-15-25	16' 0"	23' 9-1/4"	12"	78"	
20'	25'	FG-1-20-25	21' 0"	23' 8-1/4"	12"	78"	
10'	30'	FG-1-10-30	11' 4"	28' 9-1/4"	16"	78"	
12'	30'	FG-1-12-30	13' 4"	28' 9-1/4"	16"	78"	
15'	30'	FG-1-15-30	16' 4"	28' 9-1/4"	16"	78"	
20'	30'	FG-1-20-30	21' 4"	28' 8-1/4"	16"	78"	
2	10'	8'	FG-2-10-8	10' 8"	6' 11-1/4"	8"	78"
	12'	8'	FG-2-12-8	12' 8"	6' 11-1/4"	8"	78"
	15'	8'	FG-2-15-8	15' 8"	6' 10-1/4"	8"	78"
	20'	8'	FG-2-20-8	20' 8"	6' 9-1/4"	8"	78"
	10'	10'	FG-2-10-10	10' 8"	8' 11-1/4"	8"	78"
	12'	10'	FG-2-12-10	12' 8"	8' 11-1/4"	8"	78"
	15'	10'	FG-2-15-10	15' 8"	8' 10-1/4"	8"	78"
	20'	10'	FG-2-20-10	20' 8"	8' 9-1/4"	8"	78"
	10'	12'	FG-2-10-12	10' 8"	10' 11-1/4"	8"	78"
	12'	12'	FG-2-12-12	12' 8"	10' 11-1/4"	8"	78"
	15'	12'	FG-2-15-12	15' 8"	10' 10-1/4"	8"	78"
	20'	12'	FG-2-20-12	20' 8"	10' 9-1/4"	8"	78"
	10'	15'	FG-2-10-15	10' 10"	13' 11-1/4"	10"	78"
	12'	15'	FG-2-12-15	12' 10"	13' 11-1/4"	10"	78"
	15'	15'	FG-2-15-15	15' 10"	13' 10-1/4"	10"	78"
	20'	15'	FG-2-20-15	20' 10"	13' 9-1/4"	10"	78"
	10'	20'	FG-2-10-20	11' 0"	18' 9-1/4"	12"	78"
	12'	20'	FG-2-12-20	13' 0"	18' 9-1/4"	12"	78"
	15'	20'	FG-2-15-20	16' 0"	18' 8-1/4"	12"	78"
	20'	20'	FG-2-20-20	21' 0"	18' 7-1/4"	12"	78"
	10'	25'	FG-2-10-25	11' 4"	23' 9-1/4"	16"	78"
	12'	25'	FG-2-12-25	13' 4"	23' 9-1/4"	16"	78"
	15'	25'	FG-2-15-25	16' 4"	23' 8-1/4"	16"	78"
	20'	25'	FG-2-20-25	21' 4"	23' 7-1/4"	16"	78"
10'	30'	FG-2-10-30	12' 0"	28' 9-1/4"	24"	78"	
12'	30'	FG-2-12-30	14' 0"	28' 9-1/4"	24"	78"	
15'	30'	FG-2-15-30	17' 0"	28' 8-1/4"	24"	78"	
20'	30'	FG-2-20-30	22' 0"	28' 7-1/4"	24"	78"	

Steel Gantry Cranes

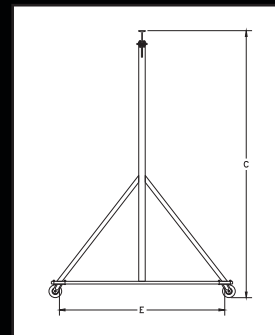
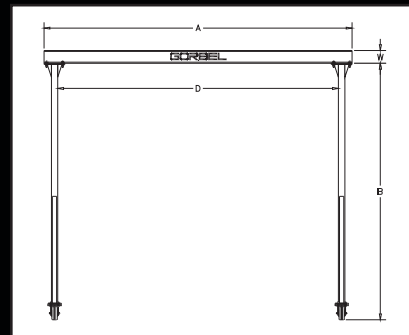
CAP. IN TONS	HUB (B)	SPAN (A)	MODEL NUMBER	OAH (C)	CLEAR SPAN (D)	I-BEAM DEPTH (W)	TREAD (E)
3	10'	8'	FG-3-10-8	10' 10"	6' 7-1/4"	10"	78"
	12'	8'	FG-3-12-8	12' 10"	6' 7-1/4"	10"	78"
	15'	8'	FG-3-15-8	15' 10"	6' 7-1/4"	10"	78"
	20'	8'	FG-3-20-8	20' 10"	6' 6-1/4"	10"	78"
	10'	10'	FG-3-10-10	10' 10"	8' 7-1/4"	10"	78"
	12'	10'	FG-3-12-10	12' 10"	8' 7-1/4"	10"	78"
	15'	10'	FG-3-15-10	15' 10"	8' 7-1/4"	10"	78"
	20'	10'	FG-3-20-10	20' 10"	8' 6-1/4"	10"	78"
	10'	12'	FG-3-10-12	10' 10"	10' 7-1/4"	10"	78"
	12'	12'	FG-3-12-12	12' 10"	10' 7-1/4"	10"	78"
	15'	12'	FG-3-15-12	15' 10"	10' 7-1/4"	10"	78"
	20'	12'	FG-3-20-12	20' 10"	10' 6-1/4"	10"	78"
	10'	15'	FG-3-10-15	11' 0"	13' 7-1/4"	12"	78"
	12'	15'	FG-3-12-15	13' 0"	13' 7-1/4"	12"	78"
	15'	15'	FG-3-15-15	16' 0"	13' 7-1/4"	12"	78"
	20'	15'	FG-3-20-15	21' 0"	13' 6-1/4"	12"	78"
	10'	20'	FG-3-10-20	11' 4"	18' 7-1/4"	16"	78"
	12'	20'	FG-3-12-20	13' 4"	18' 7-1/4"	16"	78"
	15'	20'	FG-3-15-20	16' 4"	18' 7-1/4"	16"	78"
	20'	20'	FG-3-20-20	21' 4"	18' 6-1/4"	16"	78"
	10'	25'	FG-3-10-25	11' 6"	23' 7-1/4"	18"	78"
	12'	25'	FG-3-12-25	13' 6"	23' 7-1/4"	18"	78"
	15'	25'	FG-3-15-25	16' 6"	23' 7-1/4"	18"	78"
	20'	25'	FG-3-20-25	21' 6"	23' 6-1/4"	18"	78"
10'	30'	FG-3-10-30	12' 0"	28' 7-1/4"	24"	78"	
12'	30'	FG-3-12-30	14' 0"	28' 7-1/4"	24"	78"	
15'	30'	FG-3-15-30	17' 0"	28' 7-1/4"	24"	78"	
20'	30'	FG-3-20-30	22' 0"	28' 6-1/4"	24"	78"	
5	10'	8'	FG-5-10-8	11' 4"	6' 2-1/4"	16"	78"
	12'	8'	FG-5-12-8	13' 4"	6' 1-1/4"	16"	78"
	15'	8'	FG-5-15-8	16' 4"	6' 1-1/4"	16"	78"
	20'	8'	FG-5-20-8	21' 4"	5' 11-1/4"	16"	78"
	10'	10'	FG-5-10-10	11' 4"	8' 2-1/4"	16"	78"
	12'	10'	FG-5-12-10	13' 4"	8' 1-1/4"	16"	78"
	15'	10'	FG-5-15-10	16' 4"	8' 1-1/4"	16"	78"
	20'	10'	FG-5-20-10	21' 4"	7' 11-1/4"	16"	78"
	10'	12'	FG-5-10-12	11' 9"	10' 2-1/4"	21"	78"
	12'	12'	FG-5-12-12	13' 9"	10' 1-1/4"	21"	78"
	15'	12'	FG-5-15-12	16' 9"	10' 1-1/4"	21"	78"
	20'	12'	FG-5-20-12	21' 9"	9' 11-1/4"	21"	78"
	10'	15'	FG-5-10-15	12' 0"	13' 2-1/4"	24"	78"
	12'	15'	FG-5-12-15	14' 0"	13' 1-1/4"	24"	78"
	15'	15'	FG-5-15-15	17' 0"	13' 1-1/4"	24"	78"
	20'	15'	FG-5-20-15	22' 0"	12' 11-1/4"	24"	78"
	10'	20'	FG-5-10-20	12' 0"	18' 2-1/4"	24"	78"
	12'	20'	FG-5-12-20	14' 0"	18' 1-1/4"	24"	78"
	15'	20'	FG-5-15-20	17' 0"	18' 1-1/4"	24"	78"
	20'	20'	FG-5-20-20	22' 0"	17' 11-1/4"	24"	78"
	10'	25'	FG-5-10-25	12' 0"	23' 2-1/4"	27"	78"
	12'	25'	FG-5-12-25	14' 0"	23' 1-1/4"	27"	78"
	15'	25'	FG-5-15-25	17' 0"	23' 1-1/4"	27"	78"
	20'	25'	FG-5-20-25	22' 0"	22' 11-1/4"	27"	78"
10'	30'	FG-5-10-30	12' 0"	28' 2-1/4"	27"	78"	
12'	30'	FG-5-12-30	14' 0"	28' 1-1/4"	27"	78"	
15'	30'	FG-5-15-30	17' 0"	28' 1-1/4"	27"	78"	
20'	30'	FG-5-20-30	22' 0"	27' 11-1/4"	27"	78"	

Standard Boom Data		
Boom Height (W)	Beam Size	Flange Width (in)
6"	S6 @ 12.5#/ft.	3-3/8"
8"	W8 @ 18#/ft.	5-1/4"
10"	S10 @ 25.4#/ft.	4-5/8"
12"	S12 @ 31.8#/ft.	5"
16"	W16 @ 45#/ft.	7"
18"	W18 @ 50#/ft.	7-1/2"
21"	W21 @ 62#/ft.	8-1/4"
24"	W24 @ 84#/ft.	9"
27"	W27 @ 114#/ft.	10"

The Model # designates the capacity, min/max height under boom, and overall span.

Example: FG-3-10-8 represents a Fixed Height Gantry Crane with a 3-Ton capacity, a height under beam of 10' and an overall span of 8'.

*molded phenolic casters with a steel core are standard.

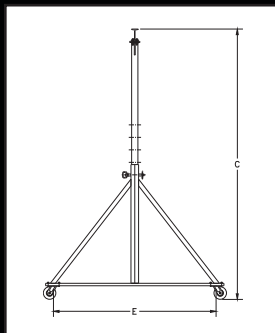
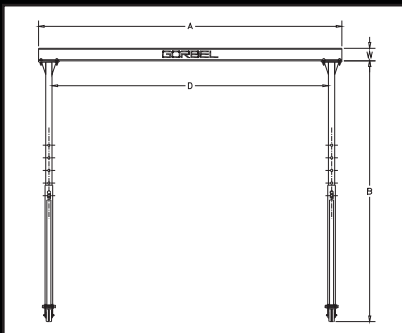


Standard Boom Data		
Boom Height (W)	Beam Size	Flange Width (in)
6"	S6 @ 12.5#/ft.	3-3/8"
8"	W8 @ 18#/ft.	5-1/4"
10"	S10 @ 25.4#/ft.	4-5/8"
12"	S12 @ 31.8#/ft.	5"
16"	W16 @ 45#/ft.	7"
18"	W18 @ 50#/ft.	7-1/2"
21"	W21 @ 62#/ft.	8-1/4"
24"	W24 @ 84#/ft.	9"
27"	W27 @ 114#/ft.	10"

The Model # designates the capacity, min/max height under boom, and overall span.

Example: AG-1-12/15-20 represents an Adjustable Gantry Crane with a 1-Ton capacity, a minimum height under beam of 12' and a maximum height under beam of 15' and an overall span of 20'.

*molded phenolic casters with a steel core are standard.



CAP. IN TONS	HUB (B)		SPAN (A)	MODEL NUMBER	CLEAR SPAN (D)	I-BEAM DEPTH (W)	TREAD (E)
	MIN	MAX					
1	7'	10'	8'	AG-1-7/10-8	6' 10-5/8"	6"	78"
	9'	12'	8'	AG-1-10/12-8	6' 10-5/8"	6"	78"
	12'	15'	8'	AG-1-12/15-8	6' 9-5/8"	6"	78"
	15'	18'	8'	AG-1-15/18-8	6' 9-5/8"	6"	78"
	17'	20'	8'	AG-1-18/20-8	6' 9-5/8"	6"	78"
	7'	10'	10'	AG-1-7/10-10	8' 10-5/8"	6"	78"
	9'	12'	10'	AG-1-10/12-10	8' 10-5/8"	6"	78"
	12'	15'	10'	AG-1-12/15-10	8' 9-5/8"	6"	78"
	15'	18'	10'	AG-1-15/18-10	8' 9-5/8"	6"	78"
	17'	20'	10'	AG-1-18/20-10	8' 9-5/8"	6"	78"
	7'	10'	12'	AG-1-7/10-12	10' 10-5/8"	6"	78"
	9'	12'	12'	AG-1-10/12-12	10' 10-5/8"	6"	78"
	12'	15'	12'	AG-1-12/15-12	10' 9-5/8"	6"	78"
	15'	18'	12'	AG-1-15/18-12	10' 9-5/8"	6"	78"
	17'	20'	12'	AG-1-18/20-12	10' 9-5/8"	6"	78"
	7'	10'	15'	AG-1-7/10-15	13' 10-5/8"	8"	78"
	9'	12'	15'	AG-1-10/12-15	13' 10-5/8"	8"	78"
	12'	15'	15'	AG-1-12/15-15	13' 9-5/8"	8"	78"
	15'	18'	15'	AG-1-15/18-15	13' 9-5/8"	8"	78"
	17'	20'	15'	AG-1-18/20-15	13' 9-5/8"	8"	78"
	7'	10'	20'	AG-1-7/10-20	18' 10-5/8"	10"	78"
	9'	12'	20'	AG-1-10/12-20	18' 10-5/8"	10"	78"
	12'	15'	20'	AG-1-12/15-20	18' 9-5/8"	10"	78"
	15'	18'	20'	AG-1-15/18-20	18' 9-5/8"	10"	78"
	17'	20'	20'	AG-1-18/20-20	18' 9-5/8"	10"	78"
	7'	10'	25'	AG-1-7/10-25	23' 8-5/8"	12"	78"
	9'	12'	25'	AG-1-10/12-25	23' 8-5/8"	12"	78"
	12'	15'	25'	AG-1-12/15-25	23' 7-5/8"	12"	78"
	15'	18'	25'	AG-1-15/18-25	23' 7-5/8"	12"	78"
	17'	20'	25'	AG-1-18/20-25	23' 7-5/8"	12"	78"
	7'	10'	30'	AG-1-7/10-30	28' 8-5/8"	16"	78"
	9'	12'	30'	AG-1-10/12-30	28' 8-5/8"	16"	78"
	12'	15'	30'	AG-1-12/15-30	28' 7-5/8"	16"	78"
	15'	18'	30'	AG-1-15/18-30	28' 7-5/8"	16"	78"
	17'	20'	30'	AG-1-18/20-30	28' 7-5/8"	16"	78"
	2	7'	10'	8'	AG-2-7/10-8	6' 9-5/8"	8"
9'		12'	8'	AG-2-10/12-8	6' 9-5/8"	8"	78"
12'		15'	8'	AG-2-12/15-8	6' 8-5/8"	8"	78"
15'		18'	8'	AG-2-15/18-8	6' 8-5/8"	8"	78"
17'		20'	8'	AG-2-18/20-8	6' 8-5/8"	8"	78"
7'		10'	10'	AG-2-7/10-10	8' 9-5/8"	8"	78"
9'		12'	10'	AG-2-10/12-10	8' 9-5/8"	8"	78"
12'		15'	10'	AG-2-12/15-10	8' 8-5/8"	8"	78"
15'		18'	10'	AG-2-15/18-10	8' 8-5/8"	8"	78"
17'		20'	10'	AG-2-18/20-10	8' 8-5/8"	8"	78"
7'		10'	12'	AG-2-7/10-12	10' 9-5/8"	8"	78"
9'		12'	12'	AG-2-10/12-12	10' 9-5/8"	8"	78"
12'		15'	12'	AG-2-12/15-12	10' 8-5/8"	8"	78"
15'		18'	12'	AG-2-15/18-12	10' 8-5/8"	8"	78"
17'		20'	12'	AG-2-18/20-12	10' 8-5/8"	8"	78"
7'		10'	15'	AG-2-7/10-15	13' 9-5/8"	10"	78"
9'		12'	15'	AG-2-10/12-15	13' 9-5/8"	10"	78"
12'		15'	15'	AG-2-12/15-15	13' 8-5/8"	10"	78"
15'		18'	15'	AG-2-15/18-15	13' 8-5/8"	10"	78"
17'		20'	15'	AG-2-18/20-15	13' 8-5/8"	10"	78"
7'		10'	20'	AG-2-7/10-20	18' 7-5/8"	12"	78"
9'		12'	20'	AG-2-10/12-20	18' 7-5/8"	12"	78"
12'		15'	20'	AG-2-12/15-20	18' 6-5/8"	12"	78"
15'		18'	20'	AG-2-15/18-20	18' 6-5/8"	12"	78"
17'		20'	20'	AG-2-18/20-20	18' 6-5/8"	12"	78"
7'		10'	25'	AG-2-7/10-25	23' 7-5/8"	16"	78"
9'		12'	25'	AG-2-10/12-25	23' 7-5/8"	16"	78"
12'		15'	25'	AG-2-12/15-25	23' 6-5/8"	16"	78"
15'		18'	25'	AG-2-15/18-25	23' 6-5/8"	16"	78"
17'		20'	25'	AG-2-18/20-25	23' 6-5/8"	16"	78"
7'		10'	30'	AG-2-7/10-30	28' 7-5/8"	24"	78"
9'		12'	30'	AG-2-10/12-30	28' 7-5/8"	24"	78"
12'		15'	30'	AG-2-12/15-30	28' 6-5/8"	24"	78"
15'		18'	30'	AG-2-15/18-30	28' 6-5/8"	24"	78"
17'		20'	30'	AG-2-18/20-30	28' 6-5/8"	24"	78"

Gantry Cranes

CAP. IN TONS	HUB (B)		SPAN (A)	MODEL NUMBER	CLEAR SPAN (D)	I-BEAM DEPTH (W)	TREAD (E)
	MIN	MAX					
3	7'	10'	8'	AG-3-7/10-8	6' 6-5/8"	10"	78"
	9'	12'	8'	AG-3-10/12-8	6' 6-5/8"	10"	78"
	12'	15'	8'	AG-3-12/15-8	6' 6-1/2"	10"	78"
	15'	18'	8'	AG-3-15/18-8	6' 5-1/2"	10"	78"
	17'	20'	8'	AG-3-18/20-8	6' 5-1/2"	10"	78"
	7'	10'	10'	AG-3-7/10-10	8' 6-5/8"	10"	78"
	9'	12'	10'	AG-3-10/12-10	8' 6-5/8"	10"	78"
	12'	15'	10'	AG-3-12/15-10	8' 6-1/2"	10"	78"
	15'	18'	10'	AG-3-15/18-10	8' 5-1/2"	10"	78"
	17'	20'	10'	AG-3-18/20-10	8' 5-1/2"	10"	78"
	7'	10'	12'	AG-3-7/10-12	10' 6-5/8"	10"	78"
	9'	12'	12'	AG-3-10/12-12	10' 6-5/8"	10"	78"
	12'	15'	12'	AG-3-12/15-12	10' 6-1/2"	10"	78"
	15'	18'	12'	AG-3-15/18-12	10' 5-1/2"	10"	78"
	17'	20'	12'	AG-3-18/20-12	10' 5-1/2"	10"	78"
	7'	10'	15'	AG-3-7/10-15	13' 6-5/8"	12"	78"
	9'	12'	15'	AG-3-10/12-15	13' 6-5/8"	12"	78"
	12'	15'	15'	AG-3-12/15-15	13' 6-1/2"	12"	78"
	15'	18'	15'	AG-3-15/18-15	13' 5-1/2"	12"	78"
	17'	20'	15'	AG-3-18/20-15	13' 5-1/2"	12"	78"
	7'	10'	20'	AG-3-7/10-20	18' 6-5/8"	16"	78"
	9'	12'	20'	AG-3-10/12-20	18' 6-5/8"	16"	78"
	12'	15'	20'	AG-3-12/15-20	18' 6-1/2"	16"	78"
	15'	18'	20'	AG-3-15/18-20	18' 5-1/2"	16"	78"
	17'	20'	20'	AG-3-18/20-20	18' 5-1/2"	16"	78"
	7'	10'	25'	AG-3-7/10-25	23' 6-5/8"	18"	78"
	9'	12'	25'	AG-3-10/12-25	23' 6-5/8"	18"	78"
	12'	15'	25'	AG-3-12/15-25	23' 6-1/2"	18"	78"
	15'	18'	25'	AG-3-15/18-25	23' 5-1/2"	18"	78"
	17'	20'	25'	AG-3-18/20-25	23' 5-1/2"	18"	78"
7'	10'	30'	AG-3-7/10-30	28' 6-5/8"	24"	78"	
9'	12'	30'	AG-3-10/12-30	28' 6-5/8"	24"	78"	
12'	15'	30'	AG-3-12/15-30	28' 6-1/2"	24"	78"	
15'	18'	30'	AG-3-15/18-30	28' 5-1/2"	24"	78"	
17'	20'	30'	AG-3-18/20-30	28' 5-1/2"	24"	78"	
5	7'	10'	8'	AG-5-7/10-8	6' 1-1/2"	16"	78"
	9'	12'	8'	AG-5-10/12-8	6' 1-1/2"	16"	78"
	12'	15'	8'	AG-5-12/15-8	6' 1-1/2"	16"	78"
	15'	18'	8'	AG-5-15/18-8	5' 11-1/2"	16"	78"
	17'	20'	8'	AG-5-18/20-8	5' 10-1/2"	16"	78"
	7'	10'	10'	AG-5-7/10-10	8' 1-1/2"	16"	78"
	9'	12'	10'	AG-5-10/12-10	8' 1-1/2"	16"	78"
	12'	15'	10'	AG-5-12/15-10	8' 1-1/2"	16"	78"
	15'	18'	10'	AG-5-15/18-10	7' 11-1/2"	16"	78"
	17'	20'	10'	AG-5-18/20-10	7' 10-1/2"	16"	78"
	7'	10'	12'	AG-5-7/10-12	10' 1-1/2"	21"	78"
	9'	12'	12'	AG-5-10/12-12	10' 1-1/2"	21"	78"
	12'	15'	12'	AG-5-12/15-12	10' 1-1/2"	21"	78"
	15'	18'	12'	AG-5-15/18-12	9' 11-1/2"	21"	78"
	17'	20'	12'	AG-5-18/20-12	9' 10-1/2"	21"	78"
	7'	10'	15'	AG-5-7/10-15	13' 1-1/2"	24"	78"
	9'	12'	15'	AG-5-10/12-15	13' 1-1/2"	24"	78"
	12'	15'	15'	AG-5-12/15-15	13' 1-1/2"	24"	78"
	15'	18'	15'	AG-5-15/18-15	12' 11-1/2"	24"	78"
	17'	20'	15'	AG-5-18/20-15	12' 10-1/2"	24"	78"
	7'	10'	20'	AG-5-7/10-20	18' 1-1/2"	24"	78"
	9'	12'	20'	AG-5-10/12-20	18' 1-1/2"	24"	78"
	12'	15'	20'	AG-5-12/15-20	18' 1-1/2"	24"	78"
	15'	18'	20'	AG-5-15/18-20	17' 11-1/2"	24"	78"
	17'	20'	20'	AG-5-18/20-20	17' 10-1/2"	24"	78"
	7'	10'	25'	AG-5-7/10-25	23' 1-1/2"	27"	78"
	9'	12'	25'	AG-5-10/12-25	23' 1-1/2"	27"	78"
	12'	15'	25'	AG-5-12/15-25	23' 1-1/2"	27"	78"
	15'	18'	25'	AG-5-15/18-25	22' 11-1/2"	27"	78"
	17'	20'	25'	AG-5-18/20-25	22' 10-1/2"	27"	78"
7'	10'	30'	AG-5-7/10-30	28' 1-1/2"	27"	78"	
9'	12'	30'	AG-5-10/12-30	28' 1-1/2"	27"	78"	
12'	15'	30'	AG-5-12/15-30	28' 1-1/2"	27"	78"	
15'	18'	30'	AG-5-15/18-30	27' 11-1/2"	27"	78"	
17'	20'	30'	AG-5-18/20-30	27' 10-1/2"	27"	78"	



The Flexible Solution
 Gorbel's Adjustable Steel Gantry Cranes provide the most flexible lifting solution of any style crane. The adjustable gantry can be moved to almost any location and can be easily adjusted to provide different lifting heights.


BRIDGE CRANES



FREE STANDING



CEILING MOUNTED



ERGONOMIC STUDY


FOR MORE INFORMATION

Your authorized Gorbel® dealer can give you more information on what makes Gorbel's Ergonomic Work Station Cranes and other material handling products "A Class Above."

ERGONOMIC LIFTING



G-FORCE®/EASY ARM™




ERGONOMIC STUDY

JIB CRANES



JIB CRANES



GANTRY CRANES



WORK STATION JIBS



ARTICULATING JIBS

SPECIALTY PRODUCTS



TELESCOPING



TRACTOR DRIVES



INTERLOCK/TRANSFER

GORBEL®
A CLASS ABOVE

www.gorbel.com

For more information contact:
American Crane & Equipment Corp.
Authorized Distributor

Tel: 877-877-6776 Fax: 610-385-3191

sales@americancrane.com www.americancrane.com

GORBEL
600 Fishers Run
PO Box 593
Fishers, NY 14453 USA

T 800.821.0086
T 585.924.6262
F 585.924.6273
E info@gorbel.com

CRANES